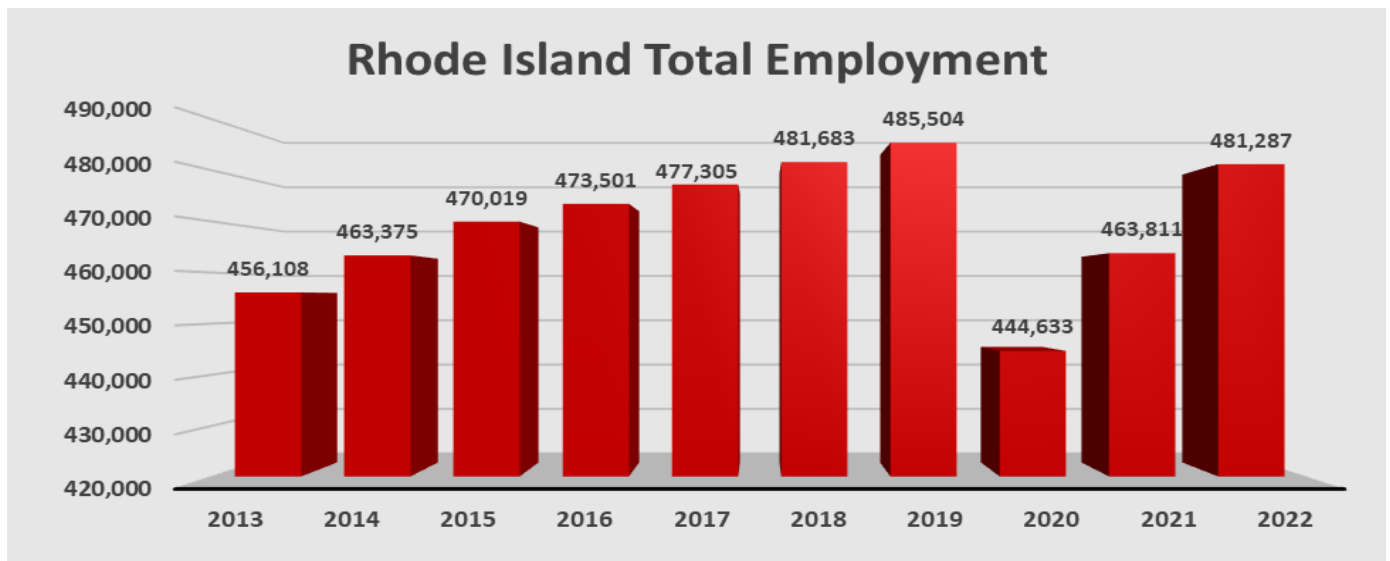


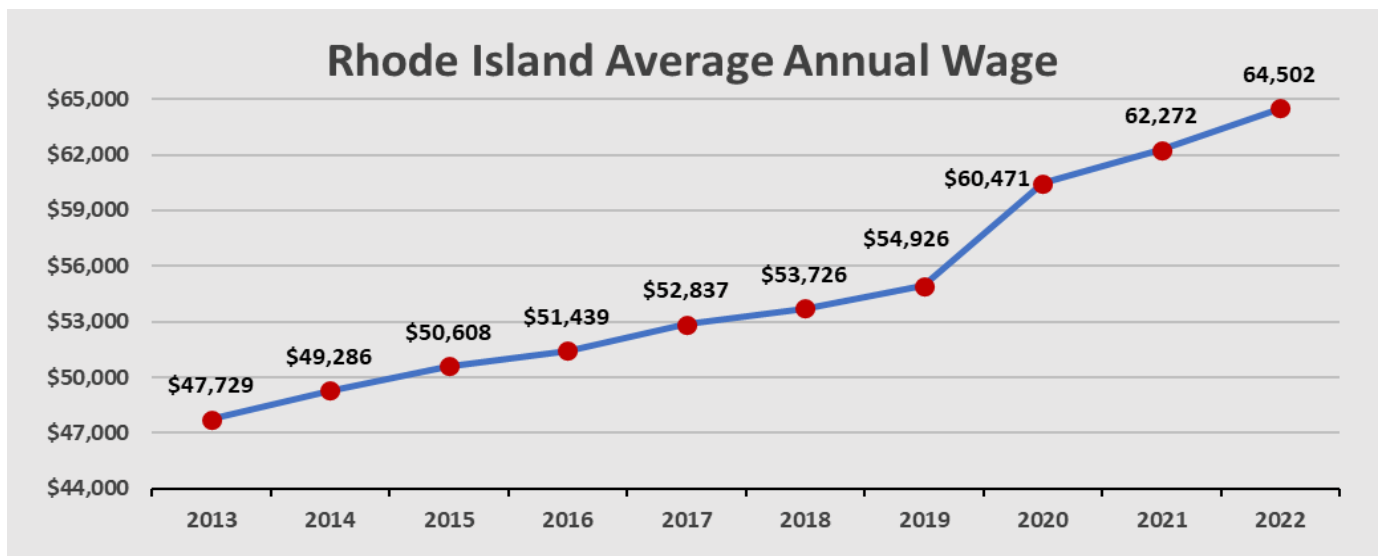
## State of Rhode Island Ten Year Profile 2013-2022

Ten Year Profile, provides an economic snapshot of changes in Rhode Island over the ten year period of 2013-2022. Economic categories profiled include: Rhode Island total employment, wages, labor force and unemployment insurance statistics.

**Employment:** In 2022, total covered employment in Rhode Island totaled 481,287, an increase of 25,179 (+5.5%) from the 2013 covered employment level of 456,108.



**Wages:** Annual wages in Rhode Island averaged \$64,502 in 2022. Overall, the annual wage in RI is up \$16,773 or 35.1 percent since the 2013 annual average wage of \$47,729.



Source: RI Department of Labor and Training; Quarterly Census of Employment and Wages program

June 2021



A publication of the Labor Market Information Division

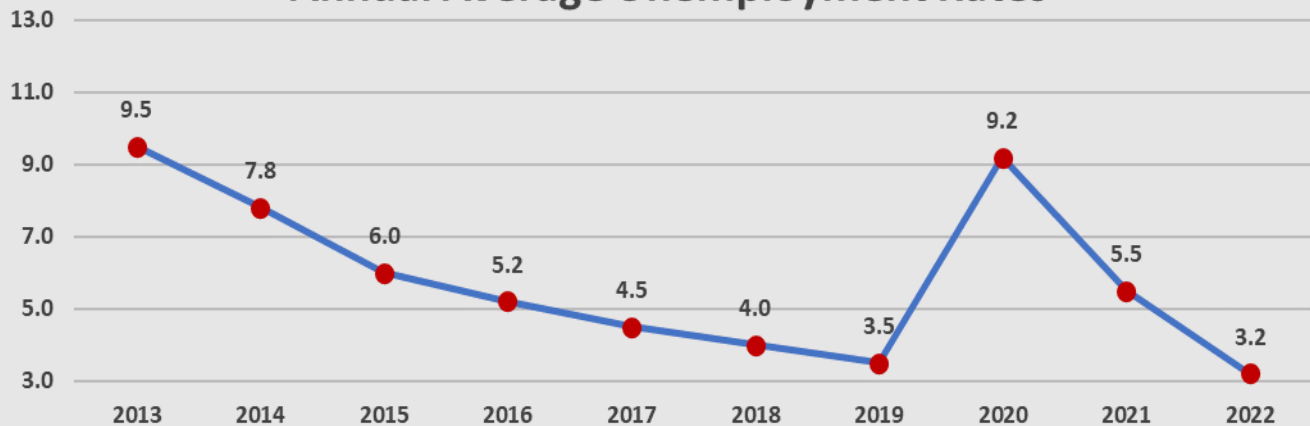
RI Department of Labor and Training, 1511 Pontiac Ave., Cranston, RI 02920 [www.dlt.ri.gov](http://www.dlt.ri.gov) TTY via RI Relay 711

Equal Opportunity Employer. Auxiliary aids and services are available upon request to individuals with disabilities.

# Labor Force:

In 2022, the civilian labor force, a count of people 16 years of age and older that live in Rhode Island and are either working or looking for work, averaged 569,455. The 2022 labor force, combined with the RI resident unemployment average of 18,235 generated an unemployment rate average of 3.2.

## Annual Average Unemployment Rates



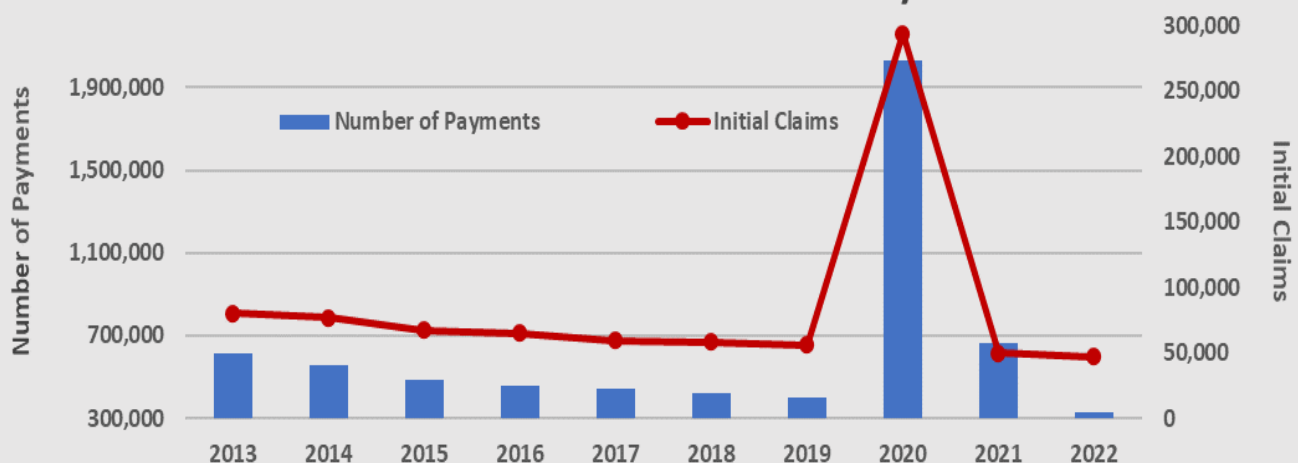
Rhode Island Labor Force*	2013	2014	2015	2016	2017	2018	2019	2020	2021	2022
RI Civilian Labor Force	558,747	556,635	555,272	553,231	568,144	572,663	574,346	570,185	571,698	569,455
RI Resident Employment	505,776	513,406	521,767	524,438	542,552	549,529	554,076	517,949	540,182	551,220
RI Resident Unemployment	52,971	43,229	33,505	28,793	25,592	23,134	20,270	52,236	31,516	18,235
RI Unemployment Rate	9.5	7.8	6.0	5.2	4.5	4.0	3.5	9.2	5.5	3.2

\*All labor force indicators are not seasonally adjusted

# UI Claims:

Workers who become unemployed (through no fault of their own) file initial claims, which serve as a notice that they are beginning a period of unemployment. In 2022, the number of initial claims filed in Rhode Island was 47,058, a sizeable decrease from the 2020 pandemic-related initial claim level of 294,070.

## Rhode Island UI Claims Activity



UI Claims Activity	2013	2014	2015	2016	2017	2018	2019	2020	2021	2022
Initial Claims	79,864	76,712	67,234	64,825	59,443	58,036	55,962	294,070	49,889	47,058
Number of Payments	611,257	559,852	486,166	456,594	439,143	422,342	402,961	2,030,082	665,412	330,849
Amount of Payments (millions)	\$207.7	\$184.2	\$158.3	\$153.0	\$152.2	\$147.5	\$145.2	\$644.3	\$246.3	\$136.4
Exhaustions (Final Payments)	16,329	13,803	10,081	8,907	8,453	7,758	7,494	41,285	15,334	5,849

Source: RI Department of Labor and Training; Local Area Unemployment Statistics program, Unemployment Statistics program