




**RI Department of
Labor and Training
Labor Market Information**

OCCUPATIONAL WAGE REPORT

2011 Statewide



**EMPLOYERS AND JOB SEEKERS:
LEARN THE FAIR MARKET VALUE OF POSITIONS**

Occupational Employment Statistics Survey

Every year approximately 1,400 Rhode Island employers are randomly selected to participate in the OES survey. If you receive a copy please help us out by completing the questionnaire within one month and returning it in the self-addressed postpaid envelope.



Can't find time for more paperwork? Call the OES staff at 401-462-8750. They will take your information over the telephone and complete the questionnaire for you! The economic data we provide depends on the information you supply!

Labor Market Information
Rhode Island Department of Labor and Training
1511 Pontiac Avenue
Cranston, RI 02920
Phone (401) 462-8740
TDD (401) 462-8006

Web site: www.dlt.ri.gov/lmi/oes
E-mail: oessurvey@dlt.ri.gov

Introduction

The Labor Market Information Unit is pleased to present the Rhode Island Occupational Wage Report. This publication provides estimated wage rates for over 500 detailed occupations, as defined by the Standard Occupational Classification (SOC) system. The statistics are based on responses from Rhode Island establishments surveyed for the 2011 Occupational Employment Statistics (OES) survey.

The OES survey is a federal-state cooperative program involving the State Employment Security Agencies and the U.S. Bureau of Labor Statistics. It was developed in response to demands for data on future employment needs at the local, state and national level. Approximately 1,400 RI employers are surveyed each year with a request to provide the number of workers by wage range for each occupation in their employ. Once the data are tabulated, they become the basis for Rhode Island’s Occupational Wage Report.

The published wage rates reflect the average wage paid by RI employers to the individuals employed in each occupation during 2011 and do not represent union or company pay scales. Annual salary is provided for occupations with a non-standard work week.

For the purposes of this publication “RI workers” refers to individuals working for an employer in RI. Workers need not be RI residents. Not all RI residents are employed in RI.

Our wage survey provides a median, entry level and experienced wage for each occupation. The median is the middle value of the wage distribution. If 101 wage values are reported for an occupation and are listed in ascending order, the median wage would be the 51st value on the list. There are 50 values below it and 50 values above it.

The first and third quartiles are used as proxies for the entry and experienced wage levels respectively. The quartiles are determined by arranging all reported wage rates for each occupation in order from highest to lowest. The rate at which 25 percent of the reported wage rates falls below is the first quartile. The rate at which 75 percent of the reported wage rates falls below is the third quartile.

Thank You

We wish to express our appreciation to all those employers who responded to the Occupational Employment Statistics (OES) Survey. Their support enables the Department of Labor and Training (DLT) to continue with its mission to provide valuable occupation and wage information. Without them this publication would not be possible.

Publications

Publications on employment projections, trends and opportunities are available from DLT. These publications are developed to promote a better understanding of the Rhode Island economy. If you need additional information about this or other publications, contact our Labor Market Information Unit at:

401-462-8750

or visit our web site at:

www.dlt.ri.gov/lmi

Table of Contents

Introduction.....	1
Thank You	1
Standard Occupational Classification	2
Wage Statistics by Major Occupational Group	3
National Wage Comparison	4
Wage Statistics - Alphabetical Order	5
Wage Statistics - Occupational Order	18
Top Paying Occupations by Education & Training ..	31
Wages & Unemployment Rates by Education.....	32

Standard Occupational Classification

The Standard Occupational Classification (SOC) system is a system for classifying all occupations in the economy including private, public, and military occupations. SOC is the foundation of the O-NET system and is used by all federal statistical agencies to classify workers into occupational categories for the purpose of collecting, calculating, or disseminating data.

The occupations in the SOC are classified at four levels of aggregation to suit the needs of various data users: major group, minor group, broad occupation, and detailed occupation. Each lower level of detail identifies a more specific group of occupations. The 23 major groups, listed below, are divided into 97 minor groups, 461 broad occupations, and 840 detailed occupations.



SOC Major Groups

11-0000	Management Occupations
13-0000	Business & Financial Operations Occupations
15-0000	Computer & Mathematical Occupations
17-0000	Architecture & Engineering Occupations
19-0000	Life, Physical, & Social Science Occupations
21-0000	Community & Social Service Occupations
23-0000	Legal Occupations
25-0000	Education, Training, & Library Occupations
27-0000	Arts, Design, Entertainment, Sports, & Media Occupations
29-0000	Healthcare Practitioners & Technical Occupations
31-0000	Healthcare Support Occupations
33-0000	Protective Service Occupations
35-0000	Food Preparation & Serving Related Occupations
37-0000	Building & Grounds Cleaning & Maintenance Occupations
39-0000	Personal Care & Service Occupations
41-0000	Sales & Related Occupations
43-0000	Office & Administrative Support Occupations
45-0000	Farming, Fishing, & Forestry Occupations
47-0000	Construction & Extraction Occupations
49-0000	Installation, Maintenance, & Repair Occupations
51-0000	Production Occupations
53-0000	Transportation & Material Moving Occupations
55-0000	Military Specific Occupations

Examples of Detailed SOC Occupations



13-2051 Financial Analysts:
Conduct quantitative analyses of information affecting investment programs of public or private institutions.



29-2055 Surgical Technologists:
Assist in operations, under the supervision of surgeons, registered nurses, or other surgical personnel. May pass instruments to surgeons, hold retractors and cut sutures.



47-2031 Carpenters:
Construct, erect, install, or repair structures and fixtures made of wood such as concrete forms; building frameworks; and wood stairways.



49-9052 Electrical Power-Line Installers & Repairers:
Install or repair cables or wires used in electrical power or distribution systems. May erect poles and light or heavy duty transmission towers.

Major Occupational Group Wage Statistics

Code	Occupation	Employment	Median	Entry	Experienced
00-0000	All Occupations	450,980	\$17.72	\$11.57	\$28.54
11-0000	Management Occupations	19,820	\$50.95	\$40.01	\$68.49
13-0000	Business & Financial Operations Occupations	20,010	\$29.96	\$23.25	\$38.45
15-0000	Computer & Mathematical Occupations	11,390	\$35.89	\$26.41	\$45.51
17-0000	Architecture & Engineering Occupations	7,380	\$37.54	\$27.81	\$50.20
19-0000	Life, Physical, & Social Science Occupations	3,370	\$31.22	\$21.86	\$41.75
21-0000	Community & Social Service Occupations	10,020	\$18.91	\$13.96	\$29.05
23-0000	Legal Occupations	3,060	\$32.79	\$22.98	\$51.13
25-0000	Education, Training, & Library Occupations	32,310	\$28.93	\$17.21	\$38.05
27-0000	Arts, Design, Entertainment, Sports, & Media Occupations	6,110	\$22.35	\$15.77	\$31.77
29-0000	Healthcare Practitioners & Technical Occupations	30,920	\$32.77	\$25.21	\$41.91
31-0000	Healthcare Support Occupations	20,440	\$13.81	\$11.54	\$16.91
33-0000	Protective Service Occupations	10,680	\$23.19	\$13.44	\$27.75
35-0000	Food Preparation & Serving Related Occupations	43,470	\$9.27	\$8.39	\$12.31
37-0000	Building & Grounds Cleaning & Maintenance Occupations	14,800	\$12.00	\$9.56	\$16.21
39-0000	Personal Care & Service Occupations	12,910	\$10.96	\$9.26	\$14.07
41-0000	Sales & Related Occupations	44,630	\$12.32	\$9.30	\$21.67
43-0000	Office & Administrative Support Occupations	77,780	\$16.71	\$12.91	\$21.27
45-0000	Farming, Fishing, & Forestry Occupations	110	\$12.05	\$9.08	\$14.93
47-0000	Construction & Extraction Occupations	14,230	\$21.50	\$16.66	\$28.29
49-0000	Installation, Maintenance, & Repair Occupations	15,400	\$20.45	\$15.15	\$26.66
51-0000	Production Occupations	29,080	\$14.45	\$10.46	\$20.13
53-0000	Transportation & Material Moving Occupations	23,060	\$14.24	\$9.89	\$19.55

Best Paying Occupational Groups



Management occupations report the highest paying occupations in the Rhode Island workforce with a median hourly rate of \$50.95. This group employs 4.4 percent of the workforce.



Architecture and Engineering occupations have the second highest paying occupations with a median hourly rate of \$37.54. This group employs 1.6 percent of Rhode Island workers.



Computer & Mathematical occupations follow closely with the third highest paying occupations with a median hourly rate of \$35.89. This group employs 2.5 percent of Rhode Island workers.

Most Frequently Employed Occupational Groups

Office and Administrative Support occupations have the largest number of workers in Rhode Island. This group employs 17.2 percent of the workforce at a median hourly rate of \$16.71.



Employees working in the Sales & Related Occupations are the second largest occupational group. This group employs 9.9 percent of Rhode Island workers at a median hourly rate of \$12.32.



Food Preparation occupations are the third most frequently employed occupations in the Rhode Island workforce. This group employs 9.6 percent of the workforce at a median hourly rate of \$9.27.



National Wage Comparison by Major Occupational Group

SOC Code	Occupation	RI Median	US Median	Percent Difference
00-0000	All Occupations	\$17.72	\$16.57	6.9%
11-0000	Management Occupations	\$50.95	\$44.65	14.1%
13-0000	Business & Financial Operations Occupations	\$29.96	\$29.67	1.0%
15-0000	Computer & Mathematical Occupations	\$35.89	\$36.10	-0.6%
17-0000	Architecture & Engineering Occupations	\$37.54	\$34.65	8.3%
19-0000	Life, Physical, & Social Science Occupations	\$31.22	\$28.52	9.5%
21-0000	Community & Social Service Occupations	\$18.91	\$19.17	-1.4%
23-0000	Legal Occupations	\$32.79	\$36.28	-9.6%
25-0000	Education, Training, & Library Occupations	\$28.93	\$22.14	30.7%
27-0000	Arts, Design, Entertainment, Sports, & Media Occupations	\$22.35	\$20.98	6.5%
29-0000	Healthcare Practitioners & Technical Occupations	\$32.77	\$28.64	14.4%
31-0000	Healthcare Support Occupations	\$13.81	\$12.08	14.3%
33-0000	Protective Service Occupations	\$23.19	\$17.66	31.3%
35-0000	Food Preparation & Serving Related Occupations	\$9.27	\$9.09	2.0%
37-0000	Building & Grounds Cleaning & Maintenance Occupations	\$12.00	\$10.87	10.4%
39-0000	Personal Care & Service Occupations	\$10.96	\$9.96	10.0%
41-0000	Sales & Related Occupations	\$12.32	\$11.94	3.2%
43-0000	Office & Administrative Support Occupations	\$16.71	\$15.02	11.3%
45-0000	Farming, Fishing, & Forestry Occupations	\$12.05	\$9.36	28.7%
47-0000	Construction & Extraction Occupations	\$21.50	\$19.15	12.3%
49-0000	Installation, Maintenance, & Repair Occupations	\$20.45	\$19.52	4.8%
51-0000	Production Occupations	\$14.45	\$14.74	-2.0%
53-0000	Transportation & Material Moving Occupations	\$14.24	\$13.83	3.0%

May 2011 RI Median Hourly Wage Rates Compared With May 2011 US Median Wage Rates By Major Occupational Group

The May 2011 RI median hourly wage was higher than the May 2011 US median wage in eighteen of the twenty two major occupational groups. The RI median hourly rate was 6.9 percent higher than the US median hourly wage of \$16.57.

Protective Service Occupations and Education, Training, & Library occupations had the highest difference, paying 31.3 percent and 30.7 percent respectively more than the national median. Farming, Fishing, & Forestry occupations and Healthcare Support occupations had differences of 28.7 percent and 14.3 percent respectively more than the national rate.

Conversely, Computer & Mathematical occupations paid 0.6 percent less than the national median rate. Production occupations lagged the national hourly median wage by 2.0 percent.

Rhode Island Statewide Occupational Wage Statistics

Alphabetical Order

Code	Occupation	Median	Entry	Experienced
13-2011	Accountants & Auditors	\$31.57	\$25.91	\$39.00
15-2011	Actuaries	\$35.96	\$28.86	\$47.13
11-3011	Administrative Services Managers	\$46.93	\$38.89	\$60.03
25-3011	Adult Basic & Secondary Education & Literacy Teachers & Instructors	\$70,130	\$55,090	\$84,730
11-2011	Advertising & Promotions Managers	\$40.17	\$28.58	\$47.31
41-3011	Advertising Sales Agents	\$22.33	\$13.54	\$31.68
49-3011	Aircraft Mechanics & Service Technicians	\$25.00	\$23.00	\$27.60
53-3011	Ambulance Drivers & Attendants, Except EMT's	\$10.91	\$9.70	\$13.09
39-3091	Amusement & Recreation Attendants	\$9.16	\$8.33	\$10.77
33-9011	Animal Control Workers	\$19.11	\$15.34	\$21.73
25-1061	Anthropology & Archeology Teachers, Postsecondary	\$87,700	\$67,460	\$113,950
13-2021	Appraisers & Assessors of Real Estate	\$30.57	\$23.77	\$36.62
17-1011	Architects, Except Landscape & Naval	\$36.46	\$29.16	\$43.28
17-3011	Architectural & Civil Drafters	\$23.96	\$19.99	\$27.81
11-9041	Architectural & Engineering Managers	\$55.82	\$48.51	\$70.67
25-1031	Architecture Teachers, Postsecondary	\$76,260	\$64,620	\$100,330
25-4011	Archivists	\$28.31	\$23.56	\$34.87
25-1062	Area, Ethnic, & Cultural Studies Teachers, Postsecondary	\$74,580	\$53,390	\$104,410
27-1011	Art Directors	\$32.69	\$26.20	\$39.48
25-1121	Art, Drama, & Music Teachers, Postsecondary	\$74,570	\$54,610	\$96,590
51-2099	Assemblers & Fabricators, All Other	\$10.63	\$8.77	\$17.62
27-2021	Athletes & Sports Competitors	\$43,550	\$37,390	\$55,710
29-9091	Athletic Trainers	\$23,850	\$21,540	\$45,200
25-1051	Atmospheric, Earth, Marine, & Space Sciences Teachers, Postsecondary	\$105,530	\$79,990	\$131,370
27-4011	Audio & Video Equipment Technicians	\$22.37	\$19.51	\$27.01
53-6031	Automotive & Watercraft Service Attendants	\$10.74	\$8.86	\$13.52
49-3021	Automotive Body & Related Repairers	\$20.22	\$15.88	\$22.77
49-3022	Automotive Glass Installers & Repairers	\$21.38	\$19.97	\$22.79
49-3023	Automotive Service Technicians & Mechanics	\$16.10	\$12.62	\$21.22
39-6011	Baggage Porters & Bellhops	\$9.21	\$8.40	\$10.91
51-3011	Bakers	\$12.17	\$9.29	\$14.63
35-3011	Bartenders	\$9.33	\$8.44	\$12.62
49-3091	Bicycle Repairers	\$9.00	\$8.35	\$9.65
43-3011	Bill & Account Collectors	\$16.41	\$14.22	\$18.83
43-3021	Billing & Posting Clerks	\$16.23	\$13.49	\$18.77
25-1042	Biological Science Teachers, Postsecondary	\$82,640	\$64,930	\$109,360
19-1029	Biological Scientists, All Other	\$37.64	\$28.27	\$42.82
19-4021	Biological Technicians	\$17.13	\$14.72	\$24.33
17-2031	Biomedical Engineers	\$43.99	\$36.98	\$52.37
43-3031	Bookkeeping, Accounting, & Auditing Clerks	\$17.84	\$15.14	\$21.61
47-2021	Brickmasons & Blockmasons	\$22.74	\$18.36	\$31.86

Code	Occupation	Median	Entry	Experienced
27-4012	Broadcast Technicians	\$17.76	\$9.78	\$28.74
43-4011	Brokerage Clerks	\$20.79	\$18.65	\$23.30
13-2031	Budget Analysts	\$27.20	\$19.13	\$35.77
49-3031	Bus & Truck Mechanics & Diesel Engine Specialists	\$21.12	\$16.54	\$25.79
53-3022	Bus Drivers, School or Special Client	\$15.62	\$13.02	\$17.47
53-3021	Bus Drivers, Transit & Intercity	\$13.95	\$10.90	\$17.33
13-1199	Business Operations Specialists, All Other*	\$31.52	\$25.22	\$39.81
25-1011	Business Teachers, Postsecondary	\$98,910	\$59,780	\$120,550
51-3021	Butchers & Meat Cutters	\$14.25	\$10.37	\$20.17
51-7011	Cabinetmakers & Bench Carpenters	\$17.05	\$14.65	\$20.31
53-5021	Captains, Mates, & Pilots of Water Vessels	\$35.94	\$24.62	#
29-2031	Cardiovascular Technologists & Technicians	\$29.03	\$22.46	\$37.38
25-2023	Career/Technical Education Teachers, Middle School	\$69,020	\$54,270	\$81,460
25-2032	Career/Technical Education Teachers, Secondary School	\$69,980	\$59,150	\$81,940
43-5011	Cargo & Freight Agents	\$13.98	\$11.53	\$19.14
47-2031	Carpenters	\$21.27	\$17.14	\$27.62
47-2041	Carpet Installers	\$29.10	\$14.18	\$32.51
41-2011	Cashiers	\$9.37	\$8.48	\$10.94
47-2051	Cement Masons & Concrete Finishers	\$20.20	\$16.80	\$23.04
35-1011	Chefs & Head Cooks	\$21.75	\$17.10	\$28.71
51-9011	Chemical Equipment Operators & Tenders	\$19.05	\$14.25	\$22.06
51-8091	Chemical Plant & System Operators	\$21.26	\$19.67	\$22.85
19-4031	Chemical Technicians	\$19.47	\$15.03	\$25.74
25-1052	Chemistry Teachers, Postsecondary	\$84,600	\$64,140	\$109,390
19-2031	Chemists	\$34.60	\$25.50	\$48.42
11-1011	Chief Executives	\$88.01	\$62.62	#
21-1021	Child, Family, & School Social Workers	\$26.51	\$18.91	\$34.05
39-9011	Childcare Workers	\$10.46	\$9.02	\$11.87
29-1011	Chiropractors	\$32.17	\$29.72	\$34.66
17-3022	Civil Engineering Technicians	\$24.27	\$18.40	\$28.75
17-2051	Civil Engineers	\$39.44	\$31.75	\$47.01
13-1031	Claims Adjusters, Examiners, & Investigators	\$25.76	\$20.72	\$34.20
53-7061	Cleaners of Vehicles & Equipment	\$10.50	\$9.20	\$11.77
51-9192	Cleaning, Washing, & Metal Pickling Equipment Operators & Tenders	\$10.05	\$8.79	\$11.37
21-2011	Clergy	\$19.18	\$15.63	\$22.95
19-3031	Clinical, Counseling, & School Psychologists	\$37.61	\$30.82	\$44.41
27-2022	Coaches & Scouts	\$40,250	\$23,230	\$62,110
51-9121	Coating, Painting, & Spraying Machine Setters, Operators, & Tenders	\$13.07	\$9.59	\$16.01
49-9091	Coin, Vending, & Amusement Machine Servicers & Repairers	\$16.53	\$13.26	\$20.30
35-3021	Combined Food Preparation & Serving Workers, Including Fast Food	\$8.76	\$8.15	\$9.40
27-1021	Commercial & Industrial Designers	\$28.43	\$21.50	\$35.66
25-1122	Communications Teachers, Postsecondary	\$62,040	\$48,060	\$81,830
21-1798	Community & Social Service Specialists, All Other*	\$18.32	\$11.87	\$31.27
11-3111	Compensation & Benefits Managers	\$58.23	\$46.29	\$72.94
13-1141	Compensation, Benefits, & Job Analysis Specialists	\$27.63	\$22.29	\$37.39

Code	Occupation	Median	Entry	Experienced
13-1041	Compliance Officers	\$31.54	\$24.62	\$40.36
15-1111	Computer & Information Research Scientists	\$52.36	\$44.95	\$55.90
11-3021	Computer & Information Systems Managers	\$55.45	\$46.98	\$66.50
17-2061	Computer Hardware Engineers	\$49.30	\$40.66	\$55.90
51-4012	Computer Numerically Controlled Machine Tool Programmers	\$27.93	\$21.84	\$33.08
15-1799	Computer Occupations, All Other*	\$34.86	\$26.71	\$43.10
43-9011	Computer Operators	\$20.23	\$15.66	\$25.27
15-1131	Computer Programmers	\$34.86	\$26.21	\$42.29
25-1021	Computer Science Teachers, Postsecondary	\$96,130	\$70,640	\$124,440
15-1150	Computer Support Specialists	\$22.98	\$18.79	\$28.21
15-1121	Computer Systems Analysts	\$39.23	\$32.12	\$44.52
49-2011	Computer, Automated Teller, & Office Machine Repairers	\$15.65	\$10.02	\$21.89
51-4011	Computer-Controlled Machine Tool Operators, Metal & Plastic	\$17.48	\$13.98	\$23.23
19-1031	Conservation Scientists	\$26.90	\$20.51	\$35.57
47-4011	Construction & Building Inspectors	\$21.05	\$13.95	\$26.58
47-4799	Construction & Related Workers, All Other*	\$9.92	\$8.63	\$11.21
47-2061	Construction Laborers	\$18.43	\$14.64	\$25.50
11-9021	Construction Managers	\$52.14	\$41.54	\$68.66
49-9012	Control & Valve Installers & Repairers, Except Mechanical Door	\$24.05	\$19.26	\$28.01
35-2011	Cooks, Fast Food	\$9.08	\$8.27	\$10.51
35-2012	Cooks, Institution & Cafeteria	\$16.59	\$13.47	\$19.96
35-2014	Cooks, Restaurant	\$12.27	\$10.76	\$13.96
35-2015	Cooks, Short Order	\$10.92	\$9.09	\$13.27
43-4021	Correspondence Clerks	\$19.17	\$15.62	\$23.40
13-1051	Cost Estimators	\$29.19	\$21.85	\$36.28
21-1019	Counselors, All Other	\$13.59	\$10.76	\$22.47
41-2021	Counter & Rental Clerks	\$11.21	\$8.94	\$15.50
35-3022	Counter Attendants, Cafeteria, Food Concession, & Coffee Shop	\$8.65	\$8.08	\$9.22
43-5021	Couriers & Messengers	\$12.17	\$9.34	\$14.33
43-4031	Court, Municipal, & License Clerks	\$20.80	\$17.67	\$24.70
53-7021	Crane & Tower Operators	\$18.90	\$15.67	\$26.56
13-2041	Credit Analysts	\$36.15	\$28.33	\$51.51
43-4041	Credit Authorizers, Checkers, & Clerks	\$15.24	\$13.06	\$18.31
13-2071	Credit Counselors	\$19.65	\$16.97	\$22.62
25-1111	Criminal Justice & Law Enforcement Teachers, Postsecondary	\$76,100	\$63,130	\$101,680
33-9091	Crossing Guards	\$13.05	\$9.22	\$14.63
51-9021	Crushing, Grinding, & Polishing Machine Setters & Operators	\$12.81	\$11.05	\$14.71
25-4012	Curators	\$25.97	\$22.41	\$28.98
43-4051	Customer Service Representatives	\$15.76	\$13.06	\$18.66
51-9032	Cutting & Slicing Machine Setters, Operators, & Tenders	\$15.38	\$11.78	\$17.44
51-4031	Cutting, Punching, & Press Machine Setters & Operators	\$11.74	\$9.64	\$16.46
43-9021	Data Entry Keyers	\$15.02	\$12.48	\$18.30
15-1141	Database Administrators	\$39.51	\$30.49	\$47.69
41-9011	Demonstrators & Product Promoters	\$23.94	\$15.88	\$31.63
31-9091	Dental Assistants	\$18.16	\$15.39	\$20.71

Code	Occupation	Median	Entry	Experienced
29-2021	Dental Hygienists	\$33.95	\$31.30	\$36.71
51-9081	Dental Laboratory Technicians	\$16.76	\$13.52	\$22.38
29-1021	Dentists, General	\$58.82	\$44.25	\$76.22
43-9031	Desktop Publishers	\$17.51	\$15.32	\$21.39
33-3021	Detectives & Criminal Investigators	\$32.73	\$27.37	\$40.94
29-2032	Diagnostic Medical Sonographers	\$35.70	\$32.04	\$41.18
29-2051	Dietetic Technicians	\$16.88	\$15.13	\$18.93
29-1031	Dietitians & Nutritionists	\$30.79	\$24.25	\$35.39
35-9011	Dining Room & Cafeteria Attendants & Bartender Helpers	\$8.78	\$8.14	\$9.70
21-2021	Directors, Religious Activities & Education	\$17.43	\$12.39	\$23.27
35-9021	Dishwashers	\$8.86	\$8.19	\$9.88
43-5032	Dispatchers, Except Police, Fire, & Ambulance	\$15.35	\$12.50	\$18.91
17-3019	Drafters, All Other	\$28.96	\$24.78	\$32.58
53-3031	Driver/Sales Workers	\$9.17	\$8.32	\$14.27
47-2081	Drywall & Ceiling Tile Installers	\$17.80	\$15.78	\$21.17
25-1063	Economics Teachers, Postsecondary	\$111,410	\$84,550	\$161,070
27-3041	Editors	\$28.96	\$23.48	\$37.65
11-9039	Education Administrators, All Other	\$40.97	\$31.51	\$49.14
11-9032	Education Administrators, Elementary & Secondary School	\$97,330	\$82,300	\$112,970
11-9033	Education Administrators, Postsecondary	\$46.03	\$37.04	\$64.69
11-9031	Education Administrators, Preschool & Childcare Center/Program	\$26.03	\$20.68	\$40.96
25-1081	Education Teachers, Postsecondary	\$71,130	\$55,690	\$90,660
25-9099	Education, Training, & Library Workers, All Other	\$20.89	\$16.17	\$28.73
21-1012	Educational, Guidance, School, & Vocational Counselors	\$30.56	\$21.83	\$39.75
51-2022	Electrical & Electronic Equipment Assemblers	\$14.49	\$11.25	\$20.36
17-3012	Electrical & Electronics Drafters	\$26.26	\$23.16	\$28.97
17-3023	Electrical & Electronics Engineering Technicians	\$27.29	\$20.33	\$33.98
49-2094	Electrical & Electronics Repairers, Commercial & Industrial Equipment	\$23.08	\$20.24	\$27.28
49-2095	Electrical & Electronics Repairers, Powerhouse, Substation, & Relay	\$39.24	\$30.17	\$42.65
17-2071	Electrical Engineers	\$44.85	\$34.84	\$53.89
49-9051	Electrical Power-Line Installers & Repairers	\$33.45	\$26.33	\$40.84
47-2111	Electricians	\$24.25	\$17.75	\$32.05
51-2023	Electromechanical Equipment Assemblers	\$15.95	\$11.25	\$17.81
49-2096	Electronic Equipment Installers & Repairers, Motor Vehicles	\$14.32	\$10.85	\$17.59
49-2097	Electronic Home Entertainment Equipment Installers & Repairers	\$13.98	\$12.31	\$17.00
17-2072	Electronics Engineers, Except Computer	\$53.73	\$45.15	\$55.91
25-2021	Elementary School Teachers, Except Special Education	\$72,470	\$63,850	\$84,320
29-2041	Emergency Medical Technicians & Paramedics	\$15.58	\$13.27	\$17.81
25-1032	Engineering Teachers, Postsecondary	\$95,610	\$75,500	\$122,190
17-3029	Engineering Technicians, Except Drafters, All Other	\$32.01	\$23.63	\$42.04
17-2199	Engineers, All Other	\$45.78	\$35.96	\$58.03
25-1123	English Language & Literature Teachers, Postsecondary	\$71,570	\$52,720	\$97,550
17-3025	Environmental Engineering Technicians	\$31.14	\$26.27	\$34.17
17-2081	Environmental Engineers	\$39.31	\$33.12	\$44.48

Code	Occupation	Median	Entry	Experienced
19-4091	Environmental Science & Protection Technicians, Including Health	\$25.33	\$21.19	\$30.78
19-2041	Environmental Scientists & Specialists, Including Health	\$36.33	\$27.14	\$44.33
51-9194	Etchers & Engravers	\$14.03	\$12.79	\$16.81
53-7032	Excavating & Loading Machine & Dragline Operators	\$20.48	\$17.24	\$26.33
43-6011	Executive Secretaries & Executive Administrative Assistants	\$24.96	\$21.29	\$29.00
51-4021	Extruding & Drawing Machine Operators, & Tenders (Metal & Plastic)	\$15.64	\$11.78	\$19.86
51-6091	Extruding & Forming Machine Operators & Tenders (Synthetic & Glass)	\$15.86	\$13.35	\$18.12
51-9041	Extruding, Forming, & Compacting Machine Setters & Operators	\$17.01	\$14.55	\$19.78
29-1062	Family & General Practitioners	\$88.83	\$69.47	#
45-2092	Farmworkers & Laborers, Crop, Nursery, & Greenhouse	\$12.28	\$9.58	\$14.66
45-2093	Farmworkers, Farm, Ranch, & Aquacultural Animals	\$9.75	\$8.48	\$13.25
51-2091	Fiberglass Laminators & Fabricators	\$16.72	\$13.80	\$19.78
43-4071	File Clerks	\$13.91	\$9.97	\$18.45
13-2051	Financial Analysts	\$31.73	\$25.43	\$38.92
13-2061	Financial Examiners	\$31.72	\$23.99	\$42.50
11-3031	Financial Managers	\$53.71	\$43.16	\$70.07
13-2099	Financial Specialists, All Other	\$23.58	\$18.58	\$32.90
33-2021	Fire Inspectors & Investigators	\$25.32	\$21.26	\$29.36
33-2011	Firefighters	\$24.61	\$20.40	\$27.46
47-1011	First-Line Supervisors of Construction Trades & Extraction Workers	\$32.08	\$26.26	\$37.92
33-1021	First-Line Supervisors of Fire Fighting & Prevention Workers	\$31.83	\$27.12	\$36.66
35-1012	First-Line Supervisors of Food Preparation & Serving Workers	\$16.50	\$13.22	\$20.53
53-1021	First-Line Supervisors of Helpers, Laborers, & Material Movers, Hand	\$22.67	\$18.76	\$28.41
37-1011	First-Line Supervisors of Housekeeping & Janitorial Workers	\$20.87	\$16.45	\$26.52
37-1012	First-Line Supervisors of Landscaping & Groundskeeping Workers	\$22.51	\$18.30	\$34.83
49-1011	First-Line Supervisors of Mechanics, Installers, & Repairers	\$31.99	\$25.81	\$39.65
41-1012	First-Line Supervisors of Non-Retail Sales Workers	\$40.19	\$29.69	\$55.08
43-1011	First-Line Supervisors of Office & Administrative Support Workers	\$26.74	\$22.19	\$32.47
39-1021	First-Line Supervisors of Personal Service Workers	\$18.44	\$15.86	\$25.14
33-1012	First-Line Supervisors of Police & Detectives	\$33.30	\$29.46	\$37.98
51-1011	First-Line Supervisors of Production & Operating Workers	\$28.24	\$22.51	\$33.98
33-1099	First-Line Supervisors of Protective Service Workers, All Other	\$25.41	\$17.30	\$31.73
41-1011	First-Line Supervisors of Retail Sales Workers	\$20.64	\$16.26	\$26.67
53-1031	First-Line Supervisors of Transportation & Vehicle Operators	\$28.37	\$21.55	\$35.61
39-9031	Fitness Trainers & Aerobics Instructors	\$15.98	\$11.03	\$23.68
47-2042	Floor Layers, Except Carpet, Wood, & Hard Tiles	\$17.70	\$16.27	\$20.33
27-1023	Floral Designers	\$10.99	\$9.70	\$14.26
51-3092	Food Batchmakers	\$9.10	\$8.30	\$11.37
51-3093	Food Cooking Machine Operators & Tenders	\$12.44	\$9.80	\$15.03
35-9099	Food Preparation & Serving Related Workers, All Other	\$8.85	\$8.20	\$9.77
35-2021	Food Preparation Workers	\$11.14	\$9.35	\$13.65
35-3041	Food Servers, Nonrestaurant	\$10.21	\$8.72	\$12.20
11-9051	Food Service Managers	\$27.70	\$21.88	\$34.65
25-1124	Foreign Language & Literature Teachers, Postsecondary	\$70,660	\$53,480	\$93,270
51-4071	Foundry Mold & Coremakers	\$13.67	\$12.23	\$15.47

Code	Occupation	Median	Entry	Experienced
39-4831	Funeral Service Managers, Directors, Morticians, & Undertakers	\$27.02	\$24.40	\$34.49
51-7021	Furniture Finishers	\$12.17	\$8.62	\$16.95
11-1021	General & Operations Managers	\$59.05	\$44.00	\$84.31
19-2042	Geoscientists, Except Hydrologists & Geographers	\$30.18	\$24.40	\$36.97
47-2121	Glaziers	\$22.41	\$19.37	\$30.30
27-1024	Graphic Designers	\$23.24	\$19.44	\$30.88
51-4033	Grinding & Polishing Machine Tool Setters, Operators, & Tenders	\$13.79	\$11.48	\$16.80
51-9022	Grinding & Polishing Workers, Hand	\$13.42	\$10.59	\$16.35
39-5012	Hairdressers, Hairstylists, & Cosmetologists	\$11.30	\$8.92	\$17.44
47-4041	Hazardous Materials Removal Workers	\$23.94	\$20.33	\$28.02
17-2111	Health & Safety Engineers, Except Mining Safety Engineers	\$36.95	\$32.54	\$49.58
29-1199	Health Diagnosing & Treating Practitioners, All Other	\$30.10	\$16.49	\$36.98
21-1091	Health Educators	\$30.92	\$24.99	\$37.38
25-1071	Health Specialties Teachers, Postsecondary	\$93,190	\$78,820	\$120,680
29-2799	Health Technologists & Technicians, All Other*	\$21.06	\$14.93	\$30.68
29-9799	Healthcare Practitioners & Technical Workers, All Other*	\$21.71	\$13.53	\$30.46
21-1022	Healthcare Social Workers	\$28.31	\$23.39	\$33.33
31-9799	Healthcare Support Workers, All Other*	\$17.02	\$14.44	\$19.99
49-9021	Heating, Air Conditioning, & Refrigeration Mechanics & Installers	\$24.01	\$20.80	\$27.63
53-3032	Heavy & Tractor-Trailer Truck Drivers	\$19.95	\$16.92	\$23.32
47-3011	Helpers--Brickmasons, Stonemasons, & Tile & Marble Setters	\$12.52	\$10.65	\$24.23
47-3012	Helpers--Carpenters	\$16.58	\$14.96	\$18.21
47-3013	Helpers--Electricians	\$12.88	\$9.32	\$16.20
49-9098	Helpers--Installation, Maintenance, & Repair Workers	\$11.63	\$10.16	\$15.25
47-3015	Helpers--Pipelayers, Plumbers, Pipefitters, & Steamfitters	\$11.61	\$10.35	\$14.08
51-9198	Helpers--Production Workers	\$8.81	\$8.16	\$9.85
47-4051	Highway Maintenance Workers	\$19.46	\$16.53	\$21.88
25-1125	History Teachers, Postsecondary	\$86,550	\$67,480	\$115,850
49-9031	Home Appliance Repairers	\$21.96	\$19.36	\$50.05
31-1011	Home Health Aides	\$12.16	\$10.73	\$14.14
35-9031	Hosts & Hostesses, Restaurant, Lounge, & Coffee Shop	\$8.93	\$8.21	\$10.24
43-4081	Hotel, Motel, & Resort Desk Clerks	\$10.62	\$9.01	\$12.94
43-4161	Human Resources Assistants, Except Payroll & Timekeeping	\$18.15	\$15.70	\$21.25
11-3121	Human Resources Managers	\$51.44	\$42.44	\$66.22
13-1078	Human Resources, Training, & Labor Relations Specialists, All Other*	\$28.75	\$21.42	\$35.39
17-3026	Industrial Engineering Technicians	\$22.16	\$19.24	\$27.11
17-2112	Industrial Engineers	\$38.87	\$32.02	\$45.76
49-9041	Industrial Machinery Mechanics	\$20.31	\$16.32	\$25.81
11-3051	Industrial Production Managers	\$44.94	\$39.27	\$56.03
53-7051	Industrial Truck & Tractor Operators	\$16.57	\$12.08	\$20.77
43-4199	Information & Record Clerks, All Other	\$20.39	\$17.55	\$23.84
15-1179	Information Security Analysts, Web Developers, & Network Architects	\$35.53	\$28.33	\$45.35
51-9061	Inspectors, Testers, Sorters, Samplers, & Weighers	\$14.47	\$11.27	\$18.08
49-9799	Installation, Maintenance, & Repair Workers, All Other*	\$25.59	\$22.18	\$28.27
25-9031	Instructional Coordinators	\$25.41	\$19.91	\$34.50

Code	Occupation	Median	Entry	Experienced
47-2132	Insulation Workers, Mechanical	\$23.26	\$16.89	\$33.52
43-9041	Insurance Claims & Policy Processing Clerks	\$16.89	\$13.57	\$20.27
41-3021	Insurance Sales Agents	\$30.38	\$22.42	\$44.13
13-2053	Insurance Underwriters	\$33.08	\$25.79	\$47.09
27-1025	Interior Designers	\$25.31	\$21.33	\$34.09
29-1063	Internists, General	\$70.10	\$61.63	\$80.77
27-3091	Interpreters & Translators	\$18.21	\$15.98	\$21.53
43-4111	Interviewers, Except Eligibility & Loan	\$17.38	\$15.22	\$20.67
37-2011	Janitors & Cleaners, Except Maids & Housekeeping Cleaners	\$11.82	\$9.16	\$16.58
51-9071	Jewelers & Precious Stone & Metal Workers	\$15.56	\$11.60	\$22.16
25-2012	Kindergarten Teachers, Except Special Education	\$29,960	\$24,190	\$35,850
53-7062	Laborers & Freight, Stock, & Material Movers, Hand	\$13.22	\$10.21	\$16.97
37-3011	Landscaping & Groundskeeping Workers	\$12.01	\$10.31	\$14.70
51-4034	Lathe & Turning Machine Tool Setters & Operators, Metal & Plastic	\$17.12	\$13.66	\$21.35
51-6011	Laundry & Dry-Cleaning Workers	\$10.82	\$9.61	\$13.51
23-1011	Lawyers	\$42.28	\$28.08	\$60.05
51-4192	Layout Workers, Metal & Plastic	\$20.89	\$18.14	\$24.12
43-6012	Legal Secretaries	\$20.45	\$17.13	\$24.03
23-2099	Legal Support Workers, All Other	\$24.28	\$9.94	\$28.23
11-1031	Legislators	\$18,140	\$16,960	\$19,330
25-4021	Librarians	\$27.96	\$23.47	\$37.22
43-4121	Library Assistants, Clerical	\$12.52	\$9.46	\$16.12
25-1082	Library Science Teachers, Postsecondary	\$84,690	\$64,330	\$103,860
25-4031	Library Technicians	\$18.26	\$13.88	\$22.55
29-2061	Licensed Practical & Licensed Vocational Nurses	\$25.19	\$22.00	\$28.04
19-1099	Life Scientists, All Other	\$22.19	\$17.59	\$31.77
19-4099	Life, Physical, & Social Science Technicians, All Other	\$20.23	\$15.63	\$24.58
33-9092	Lifeguards, Ski Patrol, & Other Recreational Protective Service Workers	\$9.05	\$8.29	\$10.91
53-3033	Light Truck or Delivery Services Drivers	\$14.72	\$11.18	\$24.09
43-4131	Loan Interviewers & Clerks	\$15.13	\$12.96	\$18.07
13-2072	Loan Officers	\$30.53	\$23.36	\$41.18
49-9094	Locksmiths & Safe Repairers	\$20.19	\$14.67	\$22.60
11-9081	Lodging Managers	\$38.53	\$26.40	\$44.21
13-1081	Logisticians	\$33.45	\$27.32	\$42.34
53-7063	Machine Feeders & Offbearers	\$12.19	\$9.36	\$16.59
51-4041	Machinists	\$20.68	\$16.67	\$24.91
37-2012	Maids & Housekeeping Cleaners	\$10.80	\$8.90	\$13.78
43-9051	Mail Clerks & Mail Machine Operators, Except Postal Service	\$14.81	\$11.07	\$17.92
49-9071	Maintenance & Repair Workers, General	\$18.00	\$14.26	\$22.19
49-9043	Maintenance Workers, Machinery	\$21.36	\$16.02	\$26.08
13-1111	Management Analysts	\$35.08	\$26.62	\$44.90
11-9199	Managers, All Other	\$48.21	\$38.81	\$58.12
39-5092	Manicurists & Pedicurists	\$12.62	\$11.59	\$13.67
13-1161	Market Research Analysts & Marketing Specialists*	\$27.23	\$20.97	\$37.67
11-2021	Marketing Managers	\$42.22	\$33.23	\$57.82

Code	Occupation	Median	Entry	Experienced
21-1013	Marriage & Family Therapists	\$29.69	\$19.76	\$33.45
53-7199	Material Moving Workers, All Other	\$14.13	\$12.66	\$17.82
17-2131	Materials Engineers	\$39.22	\$30.82	\$45.39
25-1022	Mathematical Science Teachers, Postsecondary	\$82,140	\$51,500	\$119,170
51-3022	Meat, Poultry, & Fish Cutters & Trimmers	\$10.73	\$9.00	\$15.26
17-3013	Mechanical Drafters	\$24.63	\$20.12	\$27.52
17-3027	Mechanical Engineering Technicians	\$20.66	\$16.40	\$26.91
17-2141	Mechanical Engineers	\$44.04	\$35.15	\$53.92
27-4099	Media & Communication Equipment Workers, All Other	\$31.18	\$24.94	\$38.69
29-2012	Medical & Clinical Laboratory Technicians	\$27.15	\$23.73	\$34.64
29-2011	Medical & Clinical Laboratory Technologists	\$31.47	\$27.28	\$34.98
11-9111	Medical & Health Services Managers	\$45.84	\$38.87	\$57.88
51-9082	Medical Appliance Technicians	\$16.53	\$14.91	\$18.14
31-9092	Medical Assistants	\$15.27	\$13.15	\$17.47
31-9093	Medical Equipment Preparers	\$16.03	\$13.51	\$18.34
49-9062	Medical Equipment Repairers	\$17.69	\$14.59	\$24.12
29-2071	Medical Records & Health Information Technicians	\$17.83	\$13.85	\$22.48
19-1042	Medical Scientists, Except Epidemiologists	\$33.78	\$23.26	\$46.83
43-6013	Medical Secretaries	\$17.10	\$14.92	\$19.92
31-9094	Medical Transcriptionists	\$17.84	\$11.42	\$20.79
13-1121	Meeting, Convention, & Event Planners*	\$24.97	\$19.32	\$28.97
21-1023	Mental Health & Substance Abuse Social Workers	\$24.49	\$19.48	\$30.51
21-1014	Mental Health Counselors	\$16.88	\$13.61	\$21.47
27-1026	Merchandise Displayers & Window Trimmers	\$14.28	\$12.07	\$25.84
51-4199	Metal Workers & Plastic Workers, All Other	\$13.91	\$12.42	\$24.03
43-5041	Meter Readers, Utilities	\$21.14	\$17.71	\$24.67
25-2022	Middle School Teachers, Except Special & Career/Technical Education	\$71,510	\$58,250	\$85,590
51-9023	Mixing & Blending Machine Setters, Operators, & Tenders	\$15.61	\$13.41	\$18.38
49-3042	Mobile Heavy Equipment Mechanics, Except Engines	\$25.80	\$20.90	\$30.84
51-4061	Model Makers, Metal & Plastic	\$23.10	\$17.06	\$30.62
51-9195	Molders, Shapers, & Casters, Except Metal & Plastic	\$14.88	\$11.75	\$17.65
51-4072	Molding, Coremaking, & Casting Machine Operators, Metal & Plastic	\$13.09	\$10.78	\$16.37
53-3099	Motor Vehicle Operators, All Other	\$26.16	\$24.26	\$28.04
49-3051	Motorboat Mechanics & Service Technicians	\$18.35	\$15.37	\$22.10
27-1014	Multimedia Artists & Animators	\$27.64	\$22.75	\$32.96
51-4081	Multiple Machine Tool Setters, Operators, & Tenders, Metal & Plastic	\$18.06	\$14.49	\$21.47
25-4013	Museum Technicians & Conservators	\$16.90	\$13.99	\$20.22
27-2041	Music Directors & Composers	\$14.61	\$12.07	\$28.97
27-2042	Musicians & Singers	\$23.01	\$9.57	\$37.07
11-9121	Natural Sciences Managers	\$54.33	\$47.44	\$65.26
15-1142	Network & Computer Systems Administrators*	\$36.03	\$28.95	\$43.71
43-4141	New Accounts Clerks	\$16.54	\$14.70	\$18.20
39-2021	Nonfarm Animal Caretakers	\$9.81	\$8.74	\$10.96
29-2033	Nuclear Medicine Technologists	\$40.98	\$36.69	\$45.15
31-1012	Nursing Aides, Orderlies, & Attendants*	\$13.25	\$11.27	\$15.70

Code	Occupation	Median	Entry	Experienced
25-1072	Nursing Instructors & Teachers, Postsecondary	\$59,860	\$52,910	\$74,750
29-9011	Occupational Health & Safety Specialists	\$37.70	\$30.38	\$42.69
29-9012	Occupational Health & Safety Technicians	\$23.81	\$19.04	\$28.91
29-1122	Occupational Therapists	\$34.11	\$29.27	\$41.38
31-2012	Occupational Therapy Aides	\$21.37	\$19.51	\$23.22
31-2011	Occupational Therapy Assistants	\$25.55	\$22.76	\$28.10
43-9799	Office & Administrative Support Workers, All Other*	\$12.35	\$8.78	\$17.95
43-9061	Office Clerks, General	\$14.33	\$11.47	\$17.64
43-9071	Office Machine Operators, Except Computer	\$14.03	\$11.65	\$17.12
47-2073	Operating Engineers & Other Construction Equipment Operators	\$25.10	\$20.69	\$28.45
15-2031	Operations Research Analysts	\$34.19	\$24.27	\$48.49
51-9083	Ophthalmic Laboratory Technicians	\$12.80	\$10.93	\$14.52
29-2081	Opticians, Dispensing	\$24.63	\$20.86	\$26.84
29-1041	Optometrists	\$45.64	\$41.23	\$52.13
43-4151	Order Clerks	\$15.83	\$13.37	\$18.63
29-2091	Orthotists & Prosthetists	\$53.29	\$34.38	\$67.26
49-3053	Outdoor Power Equipment & Other Small Engine Mechanics	\$17.33	\$15.44	\$20.10
51-9111	Packaging & Filling Machine Operators & Tenders	\$10.69	\$8.81	\$14.63
53-7064	Packers & Packagers, Hand	\$9.08	\$8.32	\$11.07
47-2141	Painters, Construction & Maintenance	\$17.03	\$15.28	\$19.09
51-9122	Painters, Transportation Equipment	\$17.58	\$15.33	\$21.58
51-9123	Painting, Coating, & Decorating Workers	\$10.79	\$9.95	\$11.64
51-9196	Paper Goods Machine Setters, Operators, & Tenders	\$13.81	\$11.98	\$16.92
23-2011	Paralegals & Legal Assistants*	\$21.40	\$17.23	\$27.83
53-6021	Parking Lot Attendants	\$10.05	\$8.80	\$11.47
41-2022	Parts Salespersons	\$16.72	\$13.68	\$20.73
47-2071	Paving, Surfacing, & Tamping Equipment Operators	\$11.31	\$10.42	\$15.27
43-3051	Payroll & Timekeeping Clerks	\$19.68	\$16.83	\$22.33
29-1065	Pediatricians, General	\$77.74	\$61.15	#
39-9021	Personal Care Aides	\$10.46	\$9.43	\$11.49
13-2052	Personal Financial Advisors	\$27.37	\$21.33	\$38.01
37-2021	Pest Control Workers	\$15.91	\$13.78	\$17.70
29-1051	Pharmacists	\$53.28	\$47.65	\$60.63
31-9095	Pharmacy Aides	\$11.38	\$9.87	\$15.22
29-2052	Pharmacy Technicians	\$13.61	\$11.04	\$17.02
25-1126	Philosophy & Religion Teachers, Postsecondary	\$72,180	\$59,270	\$108,940
27-4021	Photographers	\$14.48	\$10.64	\$21.32
51-9151	Photographic Process Workers & Processing Machine Operators	\$10.80	\$8.81	\$13.72
19-2099	Physical Scientists, All Other	\$50.18	\$35.59	\$60.99
31-2022	Physical Therapist Aides	\$11.19	\$10.26	\$13.38
31-2021	Physical Therapist Assistants	\$24.79	\$20.76	\$28.48
29-1123	Physical Therapists	\$38.39	\$33.05	\$45.19
29-1071	Physician Assistants	\$50.21	\$40.67	\$58.24
29-1069	Physicians & Surgeons, All Other	\$83.30	\$29.47	#
19-2012	Physicists	\$54.36	\$47.72	\$57.49

Code	Occupation	Median	Entry	Experienced
25-1054	Physics Teachers, Postsecondary	\$86,350	\$57,900	\$116,020
47-2151	Pipelayers	\$29.86	\$17.99	\$33.18
47-2161	Plasterers & Stucco Masons	\$17.84	\$16.01	\$20.40
51-4193	Plating & Coating Machine Operators, & Tenders, Metal & Plastic	\$13.79	\$11.49	\$17.06
47-2152	Plumbers, Pipefitters, & Steamfitters	\$24.48	\$20.39	\$30.47
33-3051	Police & Sheriff's Patrol Officers	\$25.82	\$23.58	\$28.07
43-5031	Police, Fire, & Ambulance Dispatchers	\$18.96	\$16.22	\$21.61
25-1065	Political Science Teachers, Postsecondary	\$82,080	\$55,570	\$111,420
43-5051	Postal Service Clerks	\$25.53	\$25.52	\$26.09
43-5052	Postal Service Mail Carriers	\$26.69	\$24.68	\$26.70
43-5053	Postal Service Mail Sorters & Processing Machine Operators	\$25.52	\$25.00	\$25.53
11-9131	Postmasters & Mail Superintendents	\$34.63	\$30.31	\$40.83
25-1199	Postsecondary Teachers, All Other	\$64,230	\$49,460	\$87,330
51-4052	Pourers & Casters, Metal	\$17.58	\$15.92	\$21.65
51-8013	Power Plant Operators	\$32.97	\$25.73	\$38.83
51-5111	Prepress Technicians & Workers	\$20.94	\$16.88	\$27.72
25-2011	Preschool Teachers, Except Special Education	\$14.40	\$11.63	\$17.23
51-6021	Pressers, Textile, Garment, & Related Materials	\$10.50	\$9.73	\$11.26
51-5113	Print Binding & Finishing Workers	\$15.71	\$13.16	\$17.30
51-5112	Printing Press Operators	\$17.94	\$15.18	\$24.55
43-3061	Procurement Clerks	\$18.20	\$15.70	\$21.54
27-2012	Producers & Directors	\$25.59	\$19.48	\$33.23
51-9399	Production Workers, All Other*	\$11.18	\$9.18	\$15.38
43-5061	Production, Planning, & Expediting Clerks	\$21.98	\$16.43	\$27.53
11-9141	Property, Real Estate, & Community Association Managers	\$37.90	\$27.47	\$52.48
33-9099	Protective Service Workers, All Other *	\$12.91	\$10.72	\$16.99
31-1013	Psychiatric Aides	\$16.90	\$15.00	\$19.08
29-1066	Psychiatrists	\$84.57	\$76.60	#
19-3039	Psychologists, All Other	\$43.01	\$22.21	\$48.74
25-1066	Psychology Teachers, Postsecondary	\$83,650	\$65,760	\$108,630
27-3012	Public Address System & Other Announcers	\$11.18	\$10.06	\$19.60
11-2031	Public Relations & Fundraising Managers	\$54.49	\$44.39	\$81.70
27-3031	Public Relations Specialists	\$25.70	\$19.67	\$34.70
13-1023	Purchasing Agents, Except Wholesale, Retail, & Farm Products	\$28.60	\$23.63	\$35.51
11-3061	Purchasing Managers	\$51.18	\$42.48	\$59.24
29-1124	Radiation Therapists	\$36.60	\$32.77	\$50.09
27-3011	Radio & Television Announcers	\$16.85	\$11.27	\$28.44
29-2037	Radiologic Technologists & Technicians*	\$30.12	\$25.84	\$35.65
41-9022	Real Estate Sales Agents	\$23.02	\$16.51	\$38.34
43-4171	Receptionists & Information Clerks	\$13.88	\$11.31	\$16.84
39-9032	Recreation Workers	\$11.16	\$8.99	\$14.08
29-1125	Recreational Therapists	\$16.21	\$13.82	\$18.97
53-7081	Refuse & Recyclable Material Collectors	\$17.84	\$15.99	\$20.59
29-1111	Registered Nurses*	\$34.49	\$29.53	\$40.58
21-1015	Rehabilitation Counselors	\$21.64	\$13.68	\$30.69

Code	Occupation	Median	Entry	Experienced
21-2099	Religious Workers, All Other	\$15.16	\$8.72	\$17.01
27-3022	Reporters & Correspondents	\$22.19	\$19.01	\$32.66
43-4181	Reservation & Transportation Ticket Agents & Travel Clerks	\$16.46	\$12.07	\$20.92
39-9041	Residential Advisors	\$13.89	\$11.04	\$16.88
29-1126	Respiratory Therapists	\$30.15	\$25.20	\$33.51
29-2054	Respiratory Therapy Technicians	\$24.07	\$20.29	\$27.91
41-2031	Retail Salespersons	\$10.70	\$8.93	\$13.65
49-9096	Riggers	\$20.17	\$15.84	\$23.00
51-4023	Rolling Machine Setters, Operators, & Tenders, Metal & Plastic	\$14.45	\$12.21	\$20.22
47-2181	Roofers	\$17.06	\$11.56	\$21.71
53-5011	Sailors & Marine Oilers	\$10.90	\$8.72	\$20.09
41-9799	Sales & Related Workers, All Other*	\$24.81	\$18.06	\$32.44
41-9031	Sales Engineers	\$45.02	\$37.71	\$58.53
11-2022	Sales Managers	\$59.46	\$42.06	\$77.02
41-3099	Sales Representatives: Services, All Other	\$24.40	\$16.24	\$34.16
41-4012	Sales Representatives: Wholesale/Manufacturing, Non Technical	\$29.71	\$21.39	\$43.02
41-4011	Sales Representatives: Wholesale/Manufacturing, Technical & Scientific	\$39.65	\$25.98	\$49.71
51-7041	Sawing Machine Setters, Operators, & Tenders, Wood	\$11.70	\$10.29	\$16.22
25-2031	Secondary School Teachers, Except Special & Technical Education	\$54,020	\$44,470	\$60,180
43-6014	Secretaries & Administrative Assistants, Ex Legal, Medical, & Executive	\$17.66	\$15.08	\$20.93
41-3031	Securities, Commodities, & Financial Services Sales Agents	\$32.78	\$19.99	\$65.29
49-2098	Security & Fire Alarm Systems Installers	\$22.35	\$17.83	\$30.72
33-9032	Security Guards	\$11.90	\$9.54	\$14.22
25-3021	Self-Enrichment Education Teachers	\$18.01	\$14.15	\$27.30
47-4071	Septic Tank Servicers & Sewer Pipe Cleaners	\$18.67	\$15.64	\$21.93
51-6051	Sewers, Hand	\$10.32	\$8.69	\$13.86
51-6031	Sewing Machine Operators	\$12.47	\$10.66	\$15.88
47-2211	Sheet Metal Workers	\$20.34	\$17.78	\$23.06
43-5071	Shipping, Receiving, & Traffic Clerks	\$14.77	\$12.08	\$18.07
39-5094	Skincare Specialists	\$14.87	\$10.00	\$18.05
11-9151	Social & Community Service Managers	\$39.31	\$28.44	\$46.71
21-1093	Social & Human Service Assistants	\$13.83	\$11.71	\$16.50
19-4061	Social Science Research Assistants	\$25.52	\$19.18	\$35.41
19-3099	Social Scientists & Related Workers, All Other	\$29.71	\$17.10	\$36.04
25-1113	Social Work Teachers, Postsecondary	\$68,350	\$56,400	\$81,630
21-1029	Social Workers, All Other	\$31.14	\$22.52	\$36.20
25-1067	Sociology Teachers, Postsecondary	\$81,560	\$60,830	\$112,200
15-1132	Software Developers, Applications	\$45.67	\$36.89	\$54.46
15-1133	Software Developers, Systems Software	\$45.88	\$35.37	\$55.73
27-4014	Sound Engineering Technicians	\$15.70	\$10.76	\$20.53
25-2053	Special Education Teachers, Middle School	\$68,110	\$52,600	\$81,680
25-2041	Special Education Teachers, Preschool, Kindergarten, & Elementary*	\$75,410	\$66,390	\$86,790
25-2054	Special Education Teachers, Secondary School	\$70,760	\$61,500	\$83,360
29-1127	Speech-Language Pathologists	\$37.23	\$31.49	\$43.02
51-8021	Stationary Engineers & Boiler Operators	\$24.86	\$21.99	\$28.75

Code	Occupation	Median	Entry	Experienced
15-2041	Statisticians	\$34.49	\$30.11	\$40.02
43-5081	Stock Clerks & Order Fillers	\$10.77	\$8.90	\$14.73
47-2022	Stonemasons	\$29.91	\$22.62	\$33.22
47-2221	Structural Iron & Steel Workers	\$33.33	\$30.69	\$35.97
51-2041	Structural Metal Fabricators & Fitters	\$18.68	\$16.11	\$21.92
21-1011	Substance Abuse & Behavioral Disorder Counselors	\$15.78	\$13.39	\$18.14
29-1067	Surgeons	#	#	#
29-2055	Surgical Technologist	\$23.04	\$17.53	\$26.97
17-3031	Surveying & Mapping Technicians	\$18.60	\$14.32	\$25.47
17-1022	Surveyors	\$29.78	\$24.77	\$35.39
43-2011	Switchboard Operators, Including Answering Service	\$13.30	\$10.54	\$16.10
51-6052	Tailors, Dressmakers, & Custom Sewers	\$12.72	\$8.94	\$14.22
47-2082	Tapers	\$21.08	\$17.31	\$28.92
13-2082	Tax Preparers	\$16.88	\$9.85	\$24.86
53-3041	Taxi Drivers & Chauffeurs	\$10.27	\$8.78	\$12.84
25-9041	Teacher Assistants	\$30,520	\$24,350	\$35,980
25-3999	Teachers & Instructors, All Other*	\$56,550	\$29,660	\$80,170
51-2092	Team Assemblers	\$11.08	\$9.01	\$14.00
27-3042	Technical Writers	\$29.82	\$24.19	\$38.84
49-2022	Telecommunications Equipment Installers & Repairers, Except Line	\$31.39	\$27.13	\$34.78
49-9052	Telecommunications Line Installers & Repairers	\$31.64	\$26.19	\$34.88
41-9041	Telemarketers	\$11.79	\$9.03	\$14.99
43-2021	Telephone Operators	\$17.59	\$14.77	\$20.60
43-3071	Tellers	\$12.87	\$10.97	\$15.57
51-6061	Textile Bleaching & Dyeing Machine Operators & Tenders	\$15.47	\$12.95	\$17.04
51-6062	Textile Cutting Machine Setters, Operators, & Tenders	\$11.20	\$9.02	\$16.22
51-6063	Textile Knitting & Weaving Machine Setters, Operators, & Tenders	\$10.34	\$8.89	\$12.11
51-6064	Textile Winding & Twisting Machine Setters, Operators, & Tenders	\$9.87	\$8.53	\$11.65
51-6099	Textile, Apparel, & Furnishings Workers, All Other	\$14.80	\$10.14	\$16.84
29-1128	Therapists, All Other*	\$26.02	\$20.16	\$32.66
47-2044	Tile & Marble Setters	\$25.18	\$18.80	\$30.99
49-3093	Tire Repairers & Changers	\$14.49	\$12.43	\$17.03
23-2093	Title Examiners, Abstractors, & Searchers	\$23.57	\$19.20	\$32.23
51-4111	Tool & Die Makers	\$24.35	\$20.45	\$27.66
51-4194	Tool Grinders, Filers, & Sharpeners	\$16.20	\$13.66	\$24.34
39-7011	Tour Guides & Escorts	\$11.46	\$9.64	\$15.01
11-3131	Training & Development Managers	\$50.18	\$42.80	\$58.77
13-1151	Training & Development Specialists	\$29.56	\$23.38	\$35.98
53-6061	Transportation Attendants, Except Flight Attendants	\$11.14	\$9.48	\$13.92
33-9093	Transportation Security Screeners* (federal only)	\$18.91	\$18.29	\$20.38
11-3071	Transportation, Storage, & Distribution Managers	\$41.92	\$31.90	\$53.03
41-3041	Travel Agents	\$16.15	\$13.37	\$20.30
27-2023	Umpires, Referees, & Other Sports Officials	\$21,550	\$17,740	\$32,870
51-6093	Upholsterers	\$14.50	\$9.34	\$16.80
19-3051	Urban & Regional Planners	\$32.20	\$26.61	\$37.53

Code	Occupation	Median	Entry	Experienced
39-3031	Ushers, Lobby Attendants, & Ticket Takers	\$9.27	\$8.42	\$10.68
29-1131	Veterinarians	\$48.59	\$39.55	\$55.14
31-9096	Veterinary Assistants & Laboratory Animal Caretakers	\$12.38	\$10.10	\$14.04
29-2056	Veterinary Technologists & Technicians	\$13.39	\$11.62	\$15.63
25-1194	Vocational Education Teachers, Postsecondary	\$20.33	\$15.29	\$25.52
35-3031	Waiters & Waitresses	\$8.96	\$8.24	\$11.15
49-9064	Watch Repairers	\$23.88	\$17.82	\$27.15
51-8031	Water & Wastewater Treatment Plant & System Operators	\$22.45	\$20.03	\$26.49
43-5111	Weighers, Measurers, Checkers, & Samplers, Recordkeeping	\$15.62	\$10.74	\$17.93
51-4121	Welders, Cutters, Solderers, & Brazers	\$18.89	\$13.97	\$22.57
51-4122	Welding, Soldering, & Brazing Machine Setters, Operators, & Tenders	\$17.11	\$11.14	\$20.92
13-1022	Wholesale & Retail Buyers, Except Farm Products	\$23.43	\$20.31	\$28.76
51-7042	Woodworking Machine Setters, Operators, & Tenders, Except Sawing	\$16.04	\$13.72	\$18.03
43-9022	Word Processors & Typists	\$17.47	\$15.08	\$19.92
27-3043	Writers & Authors	\$29.46	\$23.09	\$35.29

Indicates a wage greater than \$90.00 per hour or \$187,200 per year.

* Indicates an occupation that was redefined in the 2010 SOC revision.

Rhode Island Statewide Occupational Wage Statistics

Listed by Occupational Code

Code	Occupation	Median	Entry	Experienced
00-0000	All Occupations	\$17.72	\$11.57	\$28.54
11-0000	Management Occupations	\$50.95	\$40.01	\$68.49
11-1011	Chief Executives	\$88.01	\$62.62	#
11-1021	General & Operations Managers	\$59.05	\$44.00	\$84.31
11-1031	Legislators	\$18,140	\$16,960	\$19,330
11-2011	Advertising & Promotions Managers	\$40.17	\$28.58	\$47.31
11-2021	Marketing Managers	\$42.22	\$33.23	\$57.82
11-2022	Sales Managers	\$59.46	\$42.06	\$77.02
11-2031	Public Relations & Fundraising Managers	\$54.49	\$44.39	\$81.70
11-3011	Administrative Services Managers	\$46.93	\$38.89	\$60.03
11-3021	Computer & Information Systems Managers	\$55.45	\$46.98	\$66.50
11-3031	Financial Managers	\$53.71	\$43.16	\$70.07
11-3051	Industrial Production Managers	\$44.94	\$39.27	\$56.03
11-3061	Purchasing Managers	\$51.18	\$42.48	\$59.24
11-3071	Transportation, Storage, & Distribution Managers	\$41.92	\$31.90	\$53.03
11-3111	Compensation & Benefits Managers	\$58.23	\$46.29	\$72.94
11-3121	Human Resources Managers	\$51.44	\$42.44	\$66.22
11-3131	Training & Development Managers	\$50.18	\$42.80	\$58.77
11-9021	Construction Managers	\$52.14	\$41.54	\$68.66
11-9031	Education Administrators, Preschool & Childcare Center/Program	\$26.03	\$20.68	\$40.96
11-9032	Education Administrators, Elementary & Secondary School	\$97,330	\$82,300	\$112,970
11-9033	Education Administrators, Postsecondary	\$46.03	\$37.04	\$64.69
11-9039	Education Administrators, All Other	\$40.97	\$31.51	\$49.14
11-9041	Architectural & Engineering Managers	\$55.82	\$48.51	\$70.67
11-9051	Food Service Managers	\$27.70	\$21.88	\$34.65
11-9081	Lodging Managers	\$38.53	\$26.40	\$44.21
11-9111	Medical & Health Services Managers	\$45.84	\$38.87	\$57.88
11-9121	Natural Sciences Managers	\$54.33	\$47.44	\$65.26
11-9131	Postmasters & Mail Superintendents	\$34.63	\$30.31	\$40.83
11-9141	Property, Real Estate, & Community Association Managers	\$37.90	\$27.47	\$52.48
11-9151	Social & Community Service Managers	\$39.31	\$28.44	\$46.71
11-9199	Managers, All Other	\$48.21	\$38.81	\$58.12
13-0000	Business & Financial Operations Occupations	\$29.96	\$23.25	\$38.45
13-1022	Wholesale & Retail Buyers, Except Farm Products	\$23.43	\$20.31	\$28.76
13-1023	Purchasing Agents, Except Wholesale, Retail, & Farm Products	\$28.60	\$23.63	\$35.51
13-1031	Claims Adjusters, Examiners, & Investigators	\$25.76	\$20.72	\$34.20
13-1041	Compliance Officers	\$31.54	\$24.62	\$40.36
13-1051	Cost Estimators	\$29.19	\$21.85	\$36.28
13-1078	Human Resources, Training, & Labor Relations Specialists, All Other*	\$28.75	\$21.42	\$35.39
13-1081	Logisticians	\$33.45	\$27.32	\$42.34

Code	Occupation	Median	Entry	Experienced
13-1111	Management Analysts	\$35.08	\$26.62	\$44.90
13-1121	Meeting, Convention, & Event Planners*	\$24.97	\$19.32	\$28.97
13-1141	Compensation, Benefits, & Job Analysis Specialists	\$27.63	\$22.29	\$37.39
13-1151	Training & Development Specialists	\$29.56	\$23.38	\$35.98
13-1161	Market Research Analysts & Marketing Specialists*	\$27.23	\$20.97	\$37.67
13-1199	Business Operations Specialists, All Other*	\$31.52	\$25.22	\$39.81
13-2011	Accountants & Auditors	\$31.57	\$25.91	\$39.00
13-2021	Appraisers & Assessors of Real Estate	\$30.57	\$23.77	\$36.62
13-2031	Budget Analysts	\$27.20	\$19.13	\$35.77
13-2041	Credit Analysts	\$36.15	\$28.33	\$51.51
13-2051	Financial Analysts	\$31.73	\$25.43	\$38.92
13-2052	Personal Financial Advisors	\$27.37	\$21.33	\$38.01
13-2053	Insurance Underwriters	\$33.08	\$25.79	\$47.09
13-2061	Financial Examiners	\$31.72	\$23.99	\$42.50
13-2071	Credit Counselors	\$19.65	\$16.97	\$22.62
13-2072	Loan Officers	\$30.53	\$23.36	\$41.18
13-2082	Tax Preparers	\$16.88	\$9.85	\$24.86
13-2099	Financial Specialists, All Other	\$23.58	\$18.58	\$32.90
15-0000	Computer & Mathematical Occupations	\$35.89	\$26.41	\$45.51
15-1111	Computer & Information Research Scientists	\$52.36	\$44.95	\$55.90
15-1121	Computer Systems Analysts	\$39.23	\$32.12	\$44.52
15-1131	Computer Programmers	\$34.86	\$26.21	\$42.29
15-1132	Software Developers, Applications	\$45.67	\$36.89	\$54.46
15-1133	Software Developers, Systems Software	\$45.88	\$35.37	\$55.73
15-1141	Database Administrators	\$39.51	\$30.49	\$47.69
15-1142	Network & Computer Systems Administrators*	\$36.03	\$28.95	\$43.71
15-1150	Computer Support Specialists	\$22.98	\$18.79	\$28.21
15-1179	Information Security Analysts, Web Developers, & Network Architects	\$35.53	\$28.33	\$45.35
15-1799	Computer Occupations, All Other*	\$34.86	\$26.71	\$43.10
15-2011	Actuaries	\$35.96	\$28.86	\$47.13
15-2031	Operations Research Analysts	\$34.19	\$24.27	\$48.49
15-2041	Statisticians	\$34.49	\$30.11	\$40.02
17-0000	Architecture & Engineering Occupations	\$37.54	\$27.81	\$50.20
17-1011	Architects, Except Landscape & Naval	\$36.46	\$29.16	\$43.28
17-1022	Surveyors	\$29.78	\$24.77	\$35.39
17-2031	Biomedical Engineers	\$43.99	\$36.98	\$52.37
17-2051	Civil Engineers	\$39.44	\$31.75	\$47.01
17-2061	Computer Hardware Engineers	\$49.30	\$40.66	\$55.90
17-2071	Electrical Engineers	\$44.85	\$34.84	\$53.89
17-2072	Electronics Engineers, Except Computer	\$53.73	\$45.15	\$55.91
17-2081	Environmental Engineers	\$39.31	\$33.12	\$44.48
17-2111	Health & Safety Engineers, Except Mining Safety Engineers	\$36.95	\$32.54	\$49.58
17-2112	Industrial Engineers	\$38.87	\$32.02	\$45.76
17-2131	Materials Engineers	\$39.22	\$30.82	\$45.39

Code	Occupation	Median	Entry	Experienced
17-2141	Mechanical Engineers	\$44.04	\$35.15	\$53.92
17-2199	Engineers, All Other	\$45.78	\$35.96	\$58.03
17-3011	Architectural & Civil Drafters	\$23.96	\$19.99	\$27.81
17-3012	Electrical & Electronics Drafters	\$26.26	\$23.16	\$28.97
17-3013	Mechanical Drafters	\$24.63	\$20.12	\$27.52
17-3019	Drafters, All Other	\$28.96	\$24.78	\$32.58
17-3022	Civil Engineering Technicians	\$24.27	\$18.40	\$28.75
17-3023	Electrical & Electronics Engineering Technicians	\$27.29	\$20.33	\$33.98
17-3025	Environmental Engineering Technicians	\$31.14	\$26.27	\$34.17
17-3026	Industrial Engineering Technicians	\$22.16	\$19.24	\$27.11
17-3027	Mechanical Engineering Technicians	\$20.66	\$16.40	\$26.91
17-3029	Engineering Technicians, Except Drafters, All Other	\$32.01	\$23.63	\$42.04
17-3031	Surveying & Mapping Technicians	\$18.60	\$14.32	\$25.47
19-0000	Life, Physical, & Social Science Occupations	\$31.22	\$21.86	\$41.75
19-1029	Biological Scientists, All Other	\$37.64	\$28.27	\$42.82
19-1031	Conservation Scientists	\$26.90	\$20.51	\$35.57
19-1042	Medical Scientists, Except Epidemiologists	\$33.78	\$23.26	\$46.83
19-1099	Life Scientists, All Other	\$22.19	\$17.59	\$31.77
19-2012	Physicists	\$54.36	\$47.72	\$57.49
19-2031	Chemists	\$34.60	\$25.50	\$48.42
19-2041	Environmental Scientists & Specialists, Including Health	\$36.33	\$27.14	\$44.33
19-2042	Geoscientists, Except Hydrologists & Geographers	\$30.18	\$24.40	\$36.97
19-2099	Physical Scientists, All Other	\$50.18	\$35.59	\$60.99
19-3031	Clinical, Counseling, & School Psychologists	\$37.61	\$30.82	\$44.41
19-3039	Psychologists, All Other	\$43.01	\$22.21	\$48.74
19-3051	Urban & Regional Planners	\$32.20	\$26.61	\$37.53
19-3099	Social Scientists & Related Workers, All Other	\$29.71	\$17.10	\$36.04
19-4021	Biological Technicians	\$17.13	\$14.72	\$24.33
19-4031	Chemical Technicians	\$19.47	\$15.03	\$25.74
19-4061	Social Science Research Assistants	\$25.52	\$19.18	\$35.41
19-4091	Environmental Science & Protection Technicians, Including Health	\$25.33	\$21.19	\$30.78
19-4099	Life, Physical, & Social Science Technicians, All Other	\$20.23	\$15.63	\$24.58
21-0000	Community & Social Service Occupations	\$18.91	\$13.96	\$29.05
21-1011	Substance Abuse & Behavioral Disorder Counselors	\$15.78	\$13.39	\$18.14
21-1012	Educational, Guidance, School, & Vocational Counselors	\$30.56	\$21.83	\$39.75
21-1013	Marriage & Family Therapists	\$29.69	\$19.76	\$33.45
21-1014	Mental Health Counselors	\$16.88	\$13.61	\$21.47
21-1015	Rehabilitation Counselors	\$21.64	\$13.68	\$30.69
21-1019	Counselors, All Other	\$13.59	\$10.76	\$22.47
21-1021	Child, Family, & School Social Workers	\$26.51	\$18.91	\$34.05
21-1022	Healthcare Social Workers	\$28.31	\$23.39	\$33.33
21-1023	Mental Health & Substance Abuse Social Workers	\$24.49	\$19.48	\$30.51
21-1029	Social Workers, All Other	\$31.14	\$22.52	\$36.20
21-1091	Health Educators	\$30.92	\$24.99	\$37.38
21-1093	Social & Human Service Assistants	\$13.83	\$11.71	\$16.50

Code	Occupation	Median	Entry	Experienced
21-1798	Community & Social Service Specialists, All Other*	\$18.32	\$11.87	\$31.27
21-2011	Clergy	\$19.18	\$15.63	\$22.95
21-2021	Directors, Religious Activities & Education	\$17.43	\$12.39	\$23.27
21-2099	Religious Workers, All Other	\$15.16	\$8.72	\$17.01
23-0000	Legal Occupations	\$32.79	\$22.98	\$51.13
23-1011	Lawyers	\$42.28	\$28.08	\$60.05
23-2011	Paralegals & Legal Assistants*	\$21.40	\$17.23	\$27.83
23-2093	Title Examiners, Abstractors, & Searchers	\$23.57	\$19.20	\$32.23
23-2099	Legal Support Workers, All Other	\$24.28	\$9.94	\$28.23
25-0000	Education, Training, & Library Occupations	\$28.93	\$17.21	\$38.05
25-1011	Business Teachers, Postsecondary	\$98,910	\$59,780	\$120,550
25-1021	Computer Science Teachers, Postsecondary	\$96,130	\$70,640	\$124,440
25-1022	Mathematical Science Teachers, Postsecondary	\$82,140	\$51,500	\$119,170
25-1031	Architecture Teachers, Postsecondary	\$76,260	\$64,620	\$100,330
25-1032	Engineering Teachers, Postsecondary	\$95,610	\$75,500	\$122,190
25-1042	Biological Science Teachers, Postsecondary	\$82,640	\$64,930	\$109,360
25-1051	Atmospheric, Earth, Marine, & Space Sciences Teachers, Postsecondary	\$105,530	\$79,990	\$131,370
25-1052	Chemistry Teachers, Postsecondary	\$84,600	\$64,140	\$109,390
25-1054	Physics Teachers, Postsecondary	\$86,350	\$57,900	\$116,020
25-1061	Anthropology & Archeology Teachers, Postsecondary	\$87,700	\$67,460	\$113,950
25-1062	Area, Ethnic, & Cultural Studies Teachers, Postsecondary	\$74,580	\$53,390	\$104,410
25-1063	Economics Teachers, Postsecondary	\$111,410	\$84,550	\$161,070
25-1065	Political Science Teachers, Postsecondary	\$82,080	\$55,570	\$111,420
25-1066	Psychology Teachers, Postsecondary	\$83,650	\$65,760	\$108,630
25-1067	Sociology Teachers, Postsecondary	\$81,560	\$60,830	\$112,200
25-1071	Health Specialties Teachers, Postsecondary	\$93,190	\$78,820	\$120,680
25-1072	Nursing Instructors & Teachers, Postsecondary	\$59,860	\$52,910	\$74,750
25-1081	Education Teachers, Postsecondary	\$71,130	\$55,690	\$90,660
25-1082	Library Science Teachers, Postsecondary	\$84,690	\$64,330	\$103,860
25-1111	Criminal Justice & Law Enforcement Teachers, Postsecondary	\$76,100	\$63,130	\$101,680
25-1113	Social Work Teachers, Postsecondary	\$68,350	\$56,400	\$81,630
25-1121	Art, Drama, & Music Teachers, Postsecondary	\$74,570	\$54,610	\$96,590
25-1122	Communications Teachers, Postsecondary	\$62,040	\$48,060	\$81,830
25-1123	English Language & Literature Teachers, Postsecondary	\$71,570	\$52,720	\$97,550
25-1124	Foreign Language & Literature Teachers, Postsecondary	\$70,660	\$53,480	\$93,270
25-1125	History Teachers, Postsecondary	\$86,550	\$67,480	\$115,850
25-1126	Philosophy & Religion Teachers, Postsecondary	\$72,180	\$59,270	\$108,940
25-1194	Vocational Education Teachers, Postsecondary	\$20.33	\$15.29	\$25.52
25-1199	Postsecondary Teachers, All Other	\$64,230	\$49,460	\$87,330
25-2011	Preschool Teachers, Except Special Education	\$14.40	\$11.63	\$17.23
25-2012	Kindergarten Teachers, Except Special Education	\$29,960	\$24,190	\$35,850
25-2021	Elementary School Teachers, Except Special Education	\$72,470	\$63,850	\$84,320
25-2022	Middle School Teachers, Except Special & Career/Technical Education	\$71,510	\$58,250	\$85,590
25-2023	Career/Technical Education Teachers, Middle School	\$69,020	\$54,270	\$81,460
25-2031	Secondary School Teachers, Except Special & Technical Education	\$54,020	\$44,470	\$60,180

Code	Occupation	Median	Entry	Experienced
25-2032	Career/Technical Education Teachers, Secondary School	\$69,980	\$59,150	\$81,940
25-2041	Special Education Teachers, Preschool, Kindergarten, & Elementary*	\$75,410	\$66,390	\$86,790
25-2053	Special Education Teachers, Middle School	\$68,110	\$52,600	\$81,680
25-2054	Special Education Teachers, Secondary School	\$70,760	\$61,500	\$83,360
25-3011	Adult Basic & Secondary Education & Literacy Teachers & Instructors	\$70,130	\$55,090	\$84,730
25-3021	Self-Enrichment Education Teachers	\$18.01	\$14.15	\$27.30
25-3999	Teachers & Instructors, All Other*	\$56,550	\$29,660	\$80,170
25-4011	Archivists	\$28.31	\$23.56	\$34.87
25-4012	Curators	\$25.97	\$22.41	\$28.98
25-4013	Museum Technicians & Conservators	\$16.90	\$13.99	\$20.22
25-4021	Librarians	\$27.96	\$23.47	\$37.22
25-4031	Library Technicians	\$18.26	\$13.88	\$22.55
25-9031	Instructional Coordinators	\$25.41	\$19.91	\$34.50
25-9041	Teacher Assistants	\$30,520	\$24,350	\$35,980
25-9099	Education, Training, & Library Workers, All Other	\$20.89	\$16.17	\$28.73
27-0000	Arts, Design, Entertainment, Sports, & Media Occupations	\$22.35	\$15.77	\$31.77
27-1011	Art Directors	\$32.69	\$26.20	\$39.48
27-1014	Multimedia Artists & Animators	\$27.64	\$22.75	\$32.96
27-1021	Commercial & Industrial Designers	\$28.43	\$21.50	\$35.66
27-1023	Floral Designers	\$10.99	\$9.70	\$14.26
27-1024	Graphic Designers	\$23.24	\$19.44	\$30.88
27-1025	Interior Designers	\$25.31	\$21.33	\$34.09
27-1026	Merchandise Displayers & Window Trimmers	\$14.28	\$12.07	\$25.84
27-2012	Producers & Directors	\$25.59	\$19.48	\$33.23
27-2021	Athletes & Sports Competitors	\$43,550	\$37,390	\$55,710
27-2022	Coaches & Scouts	\$40,250	\$23,230	\$62,110
27-2023	Umpires, Referees, & Other Sports Officials	\$21,550	\$17,740	\$32,870
27-2041	Music Directors & Composers	\$14.61	\$12.07	\$28.97
27-2042	Musicians & Singers	\$23.01	\$9.57	\$37.07
27-3011	Radio & Television Announcers	\$16.85	\$11.27	\$28.44
27-3012	Public Address System & Other Announcers	\$11.18	\$10.06	\$19.60
27-3022	Reporters & Correspondents	\$22.19	\$19.01	\$32.66
27-3031	Public Relations Specialists	\$25.70	\$19.67	\$34.70
27-3041	Editors	\$28.96	\$23.48	\$37.65
27-3042	Technical Writers	\$29.82	\$24.19	\$38.84
27-3043	Writers & Authors	\$29.46	\$23.09	\$35.29
27-3091	Interpreters & Translators	\$18.21	\$15.98	\$21.53
27-4011	Audio & Video Equipment Technicians	\$22.37	\$19.51	\$27.01
27-4012	Broadcast Technicians	\$17.76	\$9.78	\$28.74
27-4014	Sound Engineering Technicians	\$15.70	\$10.76	\$20.53
27-4021	Photographers	\$14.48	\$10.64	\$21.32
27-4099	Media & Communication Equipment Workers, All Other	\$31.18	\$24.94	\$38.69
29-0000	Healthcare Practitioners & Technical Occupations	\$32.77	\$25.21	\$41.91
29-1011	Chiropractors	\$32.17	\$29.72	\$34.66
29-1021	Dentists, General	\$58.82	\$44.25	\$76.22

Code	Occupation	Median	Entry	Experienced
29-1031	Dietitians & Nutritionists	\$30.79	\$24.25	\$35.39
29-1041	Optometrists	\$45.64	\$41.23	\$52.13
29-1051	Pharmacists	\$53.28	\$47.65	\$60.63
29-1062	Family & General Practitioners	\$88.83	\$69.47	#
29-1063	Internists, General	\$70.10	\$61.63	\$80.77
29-1065	Pediatricians, General	\$77.74	\$61.15	#
29-1066	Psychiatrists	\$84.57	\$76.60	#
29-1067	Surgeons	#	#	#
29-1069	Physicians & Surgeons, All Other	\$83.30	\$29.47	#
29-1071	Physician Assistants	\$50.21	\$40.67	\$58.24
29-1111	Registered Nurses*	\$34.49	\$29.53	\$40.58
29-1122	Occupational Therapists	\$34.11	\$29.27	\$41.38
29-1123	Physical Therapists	\$38.39	\$33.05	\$45.19
29-1124	Radiation Therapists	\$36.60	\$32.77	\$50.09
29-1125	Recreational Therapists	\$16.21	\$13.82	\$18.97
29-1126	Respiratory Therapists	\$30.15	\$25.20	\$33.51
29-1127	Speech-Language Pathologists	\$37.23	\$31.49	\$43.02
29-1128	Therapists, All Other*	\$26.02	\$20.16	\$32.66
29-1131	Veterinarians	\$48.59	\$39.55	\$55.14
29-1199	Health Diagnosing & Treating Practitioners, All Other	\$30.10	\$16.49	\$36.98
29-2011	Medical & Clinical Laboratory Technologists	\$31.47	\$27.28	\$34.98
29-2012	Medical & Clinical Laboratory Technicians	\$27.15	\$23.73	\$34.64
29-2021	Dental Hygienists	\$33.95	\$31.30	\$36.71
29-2031	Cardiovascular Technologists & Technicians	\$29.03	\$22.46	\$37.38
29-2032	Diagnostic Medical Sonographers	\$35.70	\$32.04	\$41.18
29-2033	Nuclear Medicine Technologists	\$40.98	\$36.69	\$45.15
29-2037	Radiologic Technologists & Technicians*	\$30.12	\$25.84	\$35.65
29-2041	Emergency Medical Technicians & Paramedics	\$15.58	\$13.27	\$17.81
29-2051	Dietetic Technicians	\$16.88	\$15.13	\$18.93
29-2052	Pharmacy Technicians	\$13.61	\$11.04	\$17.02
29-2054	Respiratory Therapy Technicians	\$24.07	\$20.29	\$27.91
29-2055	Surgical Technologists	\$23.04	\$17.53	\$26.97
29-2056	Veterinary Technologists & Technicians	\$13.39	\$11.62	\$15.63
29-2061	Licensed Practical & Licensed Vocational Nurses	\$25.19	\$22.00	\$28.04
29-2071	Medical Records & Health Information Technicians	\$17.83	\$13.85	\$22.48
29-2081	Opticians, Dispensing	\$24.63	\$20.86	\$26.84
29-2091	Orthotists & Prosthetists	\$53.29	\$34.38	\$67.26
29-2799	Health Technologists & Technicians, All Other*	\$21.06	\$14.93	\$30.68
29-9011	Occupational Health & Safety Specialists	\$37.70	\$30.38	\$42.69
29-9012	Occupational Health & Safety Technicians	\$23.81	\$19.04	\$28.91
29-9091	Athletic Trainers	\$23,850	\$21,540	\$45,200
29-9799	Healthcare Practitioners & Technical Workers, All Other*	\$21.71	\$13.53	\$30.46
31-0000	Healthcare Support Occupations	\$13.81	\$11.54	\$16.91
31-1011	Home Health Aides	\$12.16	\$10.73	\$14.14
31-1012	Nursing Aides, Orderlies, & Attendants*	\$13.25	\$11.27	\$15.70

Code	Occupation	Median	Entry	Experienced
31-1013	Psychiatric Aides	\$16.90	\$15.00	\$19.08
31-2011	Occupational Therapy Assistants	\$25.55	\$22.76	\$28.10
31-2012	Occupational Therapy Aides	\$21.37	\$19.51	\$23.22
31-2021	Physical Therapist Assistants	\$24.79	\$20.76	\$28.48
31-2022	Physical Therapist Aides	\$11.19	\$10.26	\$13.38
31-9091	Dental Assistants	\$18.16	\$15.39	\$20.71
31-9092	Medical Assistants	\$15.27	\$13.15	\$17.47
31-9093	Medical Equipment Preparers	\$16.03	\$13.51	\$18.34
31-9094	Medical Transcriptionists	\$17.84	\$11.42	\$20.79
31-9095	Pharmacy Aides	\$11.38	\$9.87	\$15.22
31-9096	Veterinary Assistants & Laboratory Animal Caretakers	\$12.38	\$10.10	\$14.04
31-9799	Healthcare Support Workers, All Other*	\$17.02	\$14.44	\$19.99
33-0000	Protective Service Occupations	\$23.19	\$13.44	\$27.75
33-1012	First-Line Supervisors of Police & Detectives	\$33.30	\$29.46	\$37.98
33-1021	First-Line Supervisors of Fire Fighting & Prevention Workers	\$31.83	\$27.12	\$36.66
33-1099	First-Line Supervisors of Protective Service Workers, All Other	\$25.41	\$17.30	\$31.73
33-2011	Firefighters	\$24.61	\$20.40	\$27.46
33-2021	Fire Inspectors & Investigators	\$25.32	\$21.26	\$29.36
33-3021	Detectives & Criminal Investigators	\$32.73	\$27.37	\$40.94
33-3051	Police & Sheriff's Patrol Officers	\$25.82	\$23.58	\$28.07
33-9011	Animal Control Workers	\$19.11	\$15.34	\$21.73
33-9032	Security Guards	\$11.90	\$9.54	\$14.22
33-9091	Crossing Guards	\$13.05	\$9.22	\$14.63
33-9092	Lifeguards, Ski Patrol, & Other Recreational Protective Service Workers	\$9.05	\$8.29	\$10.91
33-9093	Transportation Security Screeners* (federal only)	\$18.91	\$18.29	\$20.38
33-9099	Protective Service Workers, All Other *	\$12.91	\$10.72	\$16.99
35-0000	Food Preparation & Serving Related Occupations	\$9.27	\$8.39	\$12.31
35-1011	Chefs & Head Cooks	\$21.75	\$17.10	\$28.71
35-1012	First-Line Supervisors of Food Preparation & Serving Workers	\$16.50	\$13.22	\$20.53
35-2011	Cooks, Fast Food	\$9.08	\$8.27	\$10.51
35-2012	Cooks, Institution & Cafeteria	\$16.59	\$13.47	\$19.96
35-2014	Cooks, Restaurant	\$12.27	\$10.76	\$13.96
35-2015	Cooks, Short Order	\$10.92	\$9.09	\$13.27
35-2021	Food Preparation Workers	\$11.14	\$9.35	\$13.65
35-3011	Bartenders	\$9.33	\$8.44	\$12.62
35-3021	Combined Food Preparation & Serving Workers, Including Fast Food	\$8.76	\$8.15	\$9.40
35-3022	Counter Attendants, Cafeteria, Food Concession, & Coffee Shop	\$8.65	\$8.08	\$9.22
35-3031	Waiters & Waitresses	\$8.96	\$8.24	\$11.15
35-3041	Food Servers, Nonrestaurant	\$10.21	\$8.72	\$12.20
35-9011	Dining Room & Cafeteria Attendants & Bartender Helpers	\$8.78	\$8.14	\$9.70
35-9021	Dishwashers	\$8.86	\$8.19	\$9.88
35-9031	Hosts & Hostesses, Restaurant, Lounge, & Coffee Shop	\$8.93	\$8.21	\$10.24
35-9099	Food Preparation & Serving Related Workers, All Other	\$8.85	\$8.20	\$9.77
37-0000	Building & Grounds Cleaning & Maintenance Occupations	\$12.00	\$9.56	\$16.21
37-1011	First-Line Supervisors of Housekeeping & Janitorial Workers	\$20.87	\$16.45	\$26.52

Code	Occupation	Median	Entry	Experienced
37-1012	First-Line Supervisors of Landscaping & Groundskeeping Workers	\$22.51	\$18.30	\$34.83
37-2011	Janitors & Cleaners, Except Maids & Housekeeping Cleaners	\$11.82	\$9.16	\$16.58
37-2012	Maids & Housekeeping Cleaners	\$10.80	\$8.90	\$13.78
37-2021	Pest Control Workers	\$15.91	\$13.78	\$17.70
37-3011	Landscaping & Groundskeeping Workers	\$12.01	\$10.31	\$14.70
39-0000	Personal Care & Service Occupations	\$10.96	\$9.26	\$14.07
39-1021	First-Line Supervisors of Personal Service Workers	\$18.44	\$15.86	\$25.14
39-2021	Nonfarm Animal Caretakers	\$9.81	\$8.74	\$10.96
39-3031	Ushers, Lobby Attendants, & Ticket Takers	\$9.27	\$8.42	\$10.68
39-3091	Amusement & Recreation Attendants	\$9.16	\$8.33	\$10.77
39-4831	Funeral Service Managers, Directors, Morticians, & Undertakers	\$27.02	\$24.40	\$34.49
39-5012	Hairdressers, Hairstylists, & Cosmetologists	\$11.30	\$8.92	\$17.44
39-5092	Manicurists & Pedicurists	\$12.62	\$11.59	\$13.67
39-5094	Skincare Specialists	\$14.87	\$10.00	\$18.05
39-6011	Baggage Porters & Bellhops	\$9.21	\$8.40	\$10.91
39-7011	Tour Guides & Escorts	\$11.46	\$9.64	\$15.01
39-9011	Childcare Workers	\$10.46	\$9.02	\$11.87
39-9021	Personal Care Aides	\$10.46	\$9.43	\$11.49
39-9031	Fitness Trainers & Aerobics Instructors	\$15.98	\$11.03	\$23.68
39-9032	Recreation Workers	\$11.16	\$8.99	\$14.08
39-9041	Residential Advisors	\$13.89	\$11.04	\$16.88
41-0000	Sales & Related Occupations	\$12.32	\$9.30	\$21.67
41-1011	First-Line Supervisors of Retail Sales Workers	\$20.64	\$16.26	\$26.67
41-1012	First-Line Supervisors of Non-Retail Sales Workers	\$40.19	\$29.69	\$55.08
41-2011	Cashiers	\$9.37	\$8.48	\$10.94
41-2021	Counter & Rental Clerks	\$11.21	\$8.94	\$15.50
41-2022	Parts Salespersons	\$16.72	\$13.68	\$20.73
41-2031	Retail Salespersons	\$10.70	\$8.93	\$13.65
41-3011	Advertising Sales Agents	\$22.33	\$13.54	\$31.68
41-3021	Insurance Sales Agents	\$30.38	\$22.42	\$44.13
41-3031	Securities, Commodities, & Financial Services Sales Agents	\$32.78	\$19.99	\$65.29
41-3041	Travel Agents	\$16.15	\$13.37	\$20.30
41-3099	Sales Representatives: Services, All Other	\$24.40	\$16.24	\$34.16
41-4011	Sales Representatives: Wholesale/Manufacturing, Technical & Scientific	\$39.65	\$25.98	\$49.71
41-4012	Sales Representatives: Wholesale/Manufacturing, Non Technical	\$29.71	\$21.39	\$43.02
41-9011	Demonstrators & Product Promoters	\$23.94	\$15.88	\$31.63
41-9022	Real Estate Sales Agents	\$23.02	\$16.51	\$38.34
41-9031	Sales Engineers	\$45.02	\$37.71	\$58.53
41-9041	Telemarketers	\$11.79	\$9.03	\$14.99
41-9799	Sales & Related Workers, All Other*	\$24.81	\$18.06	\$32.44
43-0000	Office & Administrative Support Occupations	\$16.71	\$12.91	\$21.27
43-1011	First-Line Supervisors of Office & Administrative Support Workers	\$26.74	\$22.19	\$32.47
43-2011	Switchboard Operators, Including Answering Service	\$13.30	\$10.54	\$16.10
43-2021	Telephone Operators	\$17.59	\$14.77	\$20.60
43-3011	Bill & Account Collectors	\$16.41	\$14.22	\$18.83

Code	Occupation	Median	Entry	Experienced
43-3021	Billing & Posting Clerks	\$16.23	\$13.49	\$18.77
43-3031	Bookkeeping, Accounting, & Auditing Clerks	\$17.84	\$15.14	\$21.61
43-3051	Payroll & Timekeeping Clerks	\$19.68	\$16.83	\$22.33
43-3061	Procurement Clerks	\$18.20	\$15.70	\$21.54
43-3071	Tellers	\$12.87	\$10.97	\$15.57
43-4011	Brokerage Clerks	\$20.79	\$18.65	\$23.30
43-4021	Correspondence Clerks	\$19.17	\$15.62	\$23.40
43-4031	Court, Municipal, & License Clerks	\$20.80	\$17.67	\$24.70
43-4041	Credit Authorizers, Checkers, & Clerks	\$15.24	\$13.06	\$18.31
43-4051	Customer Service Representatives	\$15.76	\$13.06	\$18.66
43-4071	File Clerks	\$13.91	\$9.97	\$18.45
43-4081	Hotel, Motel, & Resort Desk Clerks	\$10.62	\$9.01	\$12.94
43-4111	Interviewers, Except Eligibility & Loan	\$17.38	\$15.22	\$20.67
43-4121	Library Assistants, Clerical	\$12.52	\$9.46	\$16.12
43-4131	Loan Interviewers & Clerks	\$15.13	\$12.96	\$18.07
43-4141	New Accounts Clerks	\$16.54	\$14.70	\$18.20
43-4151	Order Clerks	\$15.83	\$13.37	\$18.63
43-4161	Human Resources Assistants, Except Payroll & Timekeeping	\$18.15	\$15.70	\$21.25
43-4171	Receptionists & Information Clerks	\$13.88	\$11.31	\$16.84
43-4181	Reservation & Transportation Ticket Agents & Travel Clerks	\$16.46	\$12.07	\$20.92
43-4199	Information & Record Clerks, All Other	\$20.39	\$17.55	\$23.84
43-5011	Cargo & Freight Agents	\$13.98	\$11.53	\$19.14
43-5021	Couriers & Messengers	\$12.17	\$9.34	\$14.33
43-5031	Police, Fire, & Ambulance Dispatchers	\$18.96	\$16.22	\$21.61
43-5032	Dispatchers, Except Police, Fire, & Ambulance	\$15.35	\$12.50	\$18.91
43-5041	Meter Readers, Utilities	\$21.14	\$17.71	\$24.67
43-5051	Postal Service Clerks	\$25.53	\$25.52	\$26.09
43-5052	Postal Service Mail Carriers	\$26.69	\$24.68	\$26.70
43-5053	Postal Service Mail Sorters & Processing Machine Operators	\$25.52	\$25.00	\$25.53
43-5061	Production, Planning, & Expediting Clerks	\$21.98	\$16.43	\$27.53
43-5071	Shipping, Receiving, & Traffic Clerks	\$14.77	\$12.08	\$18.07
43-5081	Stock Clerks & Order Fillers	\$10.77	\$8.90	\$14.73
43-5111	Weighers, Measurers, Checkers, & Samplers, Recordkeeping	\$15.62	\$10.74	\$17.93
43-6011	Executive Secretaries & Executive Administrative Assistants	\$24.96	\$21.29	\$29.00
43-6012	Legal Secretaries	\$20.45	\$17.13	\$24.03
43-6013	Medical Secretaries	\$17.10	\$14.92	\$19.92
43-6014	Secretaries & Administrative Assistants, Ex Legal, Medical, & Executive	\$17.66	\$15.08	\$20.93
43-9011	Computer Operators	\$20.23	\$15.66	\$25.27
43-9021	Data Entry Keyers	\$15.02	\$12.48	\$18.30
43-9022	Word Processors & Typists	\$17.47	\$15.08	\$19.92
43-9031	Desktop Publishers	\$17.51	\$15.32	\$21.39
43-9041	Insurance Claims & Policy Processing Clerks	\$16.89	\$13.57	\$20.27
43-9051	Mail Clerks & Mail Machine Operators, Except Postal Service	\$14.81	\$11.07	\$17.92
43-9061	Office Clerks, General	\$14.33	\$11.47	\$17.64
43-9071	Office Machine Operators, Except Computer	\$14.03	\$11.65	\$17.12

Code	Occupation	Median	Entry	Experienced
43-9799	Office & Administrative Support Workers, All Other*	\$12.35	\$8.78	\$17.95
45-0000	Farming, Fishing, & Forestry Occupations	\$12.05	\$9.08	\$14.93
45-2092	Farmworkers & Laborers, Crop, Nursery, & Greenhouse	\$12.28	\$9.58	\$14.66
45-2093	Farmworkers, Farm, Ranch, & Aquacultural Animals	\$9.75	\$8.48	\$13.25
47-0000	Construction & Extraction Occupations	\$21.50	\$16.66	\$28.29
47-1011	First-Line Supervisors of Construction Trades & Extraction Workers	\$32.08	\$26.26	\$37.92
47-2021	Brickmasons & Blockmasons	\$22.74	\$18.36	\$31.86
47-2022	Stonemasons	\$29.91	\$22.62	\$33.22
47-2031	Carpenters	\$21.27	\$17.14	\$27.62
47-2041	Carpet Installers	\$29.10	\$14.18	\$32.51
47-2042	Floor Layers, Except Carpet, Wood, & Hard Tiles	\$17.70	\$16.27	\$20.33
47-2044	Tile & Marble Setters	\$25.18	\$18.80	\$30.99
47-2051	Cement Masons & Concrete Finishers	\$20.20	\$16.80	\$23.04
47-2061	Construction Laborers	\$18.43	\$14.64	\$25.50
47-2071	Paving, Surfacing, & Tamping Equipment Operators	\$11.31	\$10.42	\$15.27
47-2073	Operating Engineers & Other Construction Equipment Operators	\$25.10	\$20.69	\$28.45
47-2081	Drywall & Ceiling Tile Installers	\$17.80	\$15.78	\$21.17
47-2082	Tapers	\$21.08	\$17.31	\$28.92
47-2111	Electricians	\$24.25	\$17.75	\$32.05
47-2121	Glaziers	\$22.41	\$19.37	\$30.30
47-2132	Insulation Workers, Mechanical	\$23.26	\$16.89	\$33.52
47-2141	Painters, Construction & Maintenance	\$17.03	\$15.28	\$19.09
47-2151	Pipelayers	\$29.86	\$17.99	\$33.18
47-2152	Plumbers, Pipefitters, & Steamfitters	\$24.48	\$20.39	\$30.47
47-2161	Plasterers & Stucco Masons	\$17.84	\$16.01	\$20.40
47-2181	Roofers	\$17.06	\$11.56	\$21.71
47-2211	Sheet Metal Workers	\$20.34	\$17.78	\$23.06
47-2221	Structural Iron & Steel Workers	\$33.33	\$30.69	\$35.97
47-3011	Helpers--Brickmasons, Stonemasons, & Tile & Marble Setters	\$12.52	\$10.65	\$24.23
47-3012	Helpers--Carpenters	\$16.58	\$14.96	\$18.21
47-3013	Helpers--Electricians	\$12.88	\$9.32	\$16.20
47-3015	Helpers--Pipelayers, Plumbers, Pipefitters, & Steamfitters	\$11.61	\$10.35	\$14.08
47-4011	Construction & Building Inspectors	\$21.05	\$13.95	\$26.58
47-4041	Hazardous Materials Removal Workers	\$23.94	\$20.33	\$28.02
47-4051	Highway Maintenance Workers	\$19.46	\$16.53	\$21.88
47-4071	Septic Tank Servicers & Sewer Pipe Cleaners	\$18.67	\$15.64	\$21.93
47-4799	Construction & Related Workers, All Other*	\$9.92	\$8.63	\$11.21
49-0000	Installation, Maintenance, & Repair Occupations	\$20.45	\$15.15	\$26.66
49-1011	First-Line Supervisors of Mechanics, Installers, & Repairers	\$31.99	\$25.81	\$39.65
49-2011	Computer, Automated Teller, & Office Machine Repairers	\$15.65	\$10.02	\$21.89
49-2022	Telecommunications Equipment Installers & Repairers, Except Line	\$31.39	\$27.13	\$34.78
49-2094	Electrical & Electronics Repairers, Commercial & Industrial Equipment	\$23.08	\$20.24	\$27.28
49-2095	Electrical & Electronics Repairers, Powerhouse, Substation, & Relay	\$39.24	\$30.17	\$42.65
49-2096	Electronic Equipment Installers & Repairers, Motor Vehicles	\$14.32	\$10.85	\$17.59
49-2097	Electronic Home Entertainment Equipment Installers & Repairers	\$13.98	\$12.31	\$17.00

Code	Occupation	Median	Entry	Experienced
49-2098	Security & Fire Alarm Systems Installers	\$22.35	\$17.83	\$30.72
49-3011	Aircraft Mechanics & Service Technicians	\$25.00	\$23.00	\$27.60
49-3021	Automotive Body & Related Repairers	\$20.22	\$15.88	\$22.77
49-3022	Automotive Glass Installers & Repairers	\$21.38	\$19.97	\$22.79
49-3023	Automotive Service Technicians & Mechanics	\$16.10	\$12.62	\$21.22
49-3031	Bus & Truck Mechanics & Diesel Engine Specialists	\$21.12	\$16.54	\$25.79
49-3042	Mobile Heavy Equipment Mechanics, Except Engines	\$25.80	\$20.90	\$30.84
49-3051	Motorboat Mechanics & Service Technicians	\$18.35	\$15.37	\$22.10
49-3053	Outdoor Power Equipment & Other Small Engine Mechanics	\$17.33	\$15.44	\$20.10
49-3091	Bicycle Repairers	\$9.00	\$8.35	\$9.65
49-3093	Tire Repairers & Changers	\$14.49	\$12.43	\$17.03
49-9012	Control & Valve Installers & Repairers, Except Mechanical Door	\$24.05	\$19.26	\$28.01
49-9021	Heating, Air Conditioning, & Refrigeration Mechanics & Installers	\$24.01	\$20.80	\$27.63
49-9031	Home Appliance Repairers	\$21.96	\$19.36	\$50.05
49-9041	Industrial Machinery Mechanics	\$20.31	\$16.32	\$25.81
49-9043	Maintenance Workers, Machinery	\$21.36	\$16.02	\$26.08
49-9051	Electrical Power-Line Installers & Repairers	\$33.45	\$26.33	\$40.84
49-9052	Telecommunications Line Installers & Repairers	\$31.64	\$26.19	\$34.88
49-9062	Medical Equipment Repairers	\$17.69	\$14.59	\$24.12
49-9064	Watch Repairers	\$23.88	\$17.82	\$27.15
49-9071	Maintenance & Repair Workers, General	\$18.00	\$14.26	\$22.19
49-9091	Coin, Vending, & Amusement Machine Servicers & Repairers	\$16.53	\$13.26	\$20.30
49-9094	Locksmiths & Safe Repairers	\$20.19	\$14.67	\$22.60
49-9096	Riggers	\$20.17	\$15.84	\$23.00
49-9098	Helpers--Installation, Maintenance, & Repair Workers	\$11.63	\$10.16	\$15.25
49-9799	Installation, Maintenance, & Repair Workers, All Other*	\$25.59	\$22.18	\$28.27
51-0000	Production Occupations	\$14.45	\$10.46	\$20.13
51-1011	First-Line Supervisors of Production & Operating Workers	\$28.24	\$22.51	\$33.98
51-2022	Electrical & Electronic Equipment Assemblers	\$14.49	\$11.25	\$20.36
51-2023	Electromechanical Equipment Assemblers	\$15.95	\$11.25	\$17.81
51-2041	Structural Metal Fabricators & Fitters	\$18.68	\$16.11	\$21.92
51-2091	Fiberglass Laminators & Fabricators	\$16.72	\$13.80	\$19.78
51-2092	Team Assemblers	\$11.08	\$9.01	\$14.00
51-2099	Assemblers & Fabricators, All Other	\$10.63	\$8.77	\$17.62
51-3011	Bakers	\$12.17	\$9.29	\$14.63
51-3021	Butchers & Meat Cutters	\$14.25	\$10.37	\$20.17
51-3022	Meat, Poultry, & Fish Cutters & Trimmers	\$10.73	\$9.00	\$15.26
51-3092	Food Batchmakers	\$9.10	\$8.30	\$11.37
51-3093	Food Cooking Machine Operators & Tenders	\$12.44	\$9.80	\$15.03
51-4011	Computer-Controlled Machine Tool Operators, Metal & Plastic	\$17.48	\$13.98	\$23.23
51-4012	Computer Numerically Controlled Machine Tool Programmers	\$27.93	\$21.84	\$33.08
51-4021	Extruding & Drawing Machine Operators, & Tenders (Metal & Plastic)	\$15.64	\$11.78	\$19.86
51-4023	Rolling Machine Setters, Operators, & Tenders, Metal & Plastic	\$14.45	\$12.21	\$20.22
51-4031	Cutting, Punching, & Press Machine Setters & Operators	\$11.74	\$9.64	\$16.46
51-4033	Grinding & Polishing Machine Tool Setters, Operators, & Tenders	\$13.79	\$11.48	\$16.80

Code	Occupation	Median	Entry	Experienced
51-4034	Lathe & Turning Machine Tool Setters & Operators, Metal & Plastic	\$17.12	\$13.66	\$21.35
51-4041	Machinists	\$20.68	\$16.67	\$24.91
51-4052	Pourers & Casters, Metal	\$17.58	\$15.92	\$21.65
51-4061	Model Makers, Metal & Plastic	\$23.10	\$17.06	\$30.62
51-4071	Foundry Mold & Coremakers	\$13.67	\$12.23	\$15.47
51-4072	Molding, Coremaking, & Casting Machine Operators, Metal & Plastic	\$13.09	\$10.78	\$16.37
51-4081	Multiple Machine Tool Setters, Operators, & Tenders, Metal & Plastic	\$18.06	\$14.49	\$21.47
51-4111	Tool & Die Makers	\$24.35	\$20.45	\$27.66
51-4121	Welders, Cutters, Solderers, & Brazers	\$18.89	\$13.97	\$22.57
51-4122	Welding, Soldering, & Brazing Machine Setters, Operators, & Tenders	\$17.11	\$11.14	\$20.92
51-4192	Layout Workers, Metal & Plastic	\$20.89	\$18.14	\$24.12
51-4193	Plating & Coating Machine Operators, & Tenders, Metal & Plastic	\$13.79	\$11.49	\$17.06
51-4194	Tool Grinders, Filers, & Sharpeners	\$16.20	\$13.66	\$24.34
51-4199	Metal Workers & Plastic Workers, All Other	\$13.91	\$12.42	\$24.03
51-5111	Prepress Technicians & Workers	\$20.94	\$16.88	\$27.72
51-5112	Printing Press Operators	\$17.94	\$15.18	\$24.55
51-5113	Print Binding & Finishing Workers	\$15.71	\$13.16	\$17.30
51-6011	Laundry & Dry-Cleaning Workers	\$10.82	\$9.61	\$13.51
51-6021	Pressers, Textile, Garment, & Related Materials	\$10.50	\$9.73	\$11.26
51-6031	Sewing Machine Operators	\$12.47	\$10.66	\$15.88
51-6051	Sewers, Hand	\$10.32	\$8.69	\$13.86
51-6052	Tailors, Dressmakers, & Custom Sewers	\$12.72	\$8.94	\$14.22
51-6061	Textile Bleaching & Dyeing Machine Operators & Tenders	\$15.47	\$12.95	\$17.04
51-6062	Textile Cutting Machine Setters, Operators, & Tenders	\$11.20	\$9.02	\$16.22
51-6063	Textile Knitting & Weaving Machine Setters, Operators, & Tenders	\$10.34	\$8.89	\$12.11
51-6064	Textile Winding & Twisting Machine Setters, Operators, & Tenders	\$9.87	\$8.53	\$11.65
51-6091	Extruding & Forming Machine Operators & Tenders (Synthetic & Glass)	\$15.86	\$13.35	\$18.12
51-6093	Upholsterers	\$14.50	\$9.34	\$16.80
51-6099	Textile, Apparel, & Furnishings Workers, All Other	\$14.80	\$10.14	\$16.84
51-7011	Cabinetmakers & Bench Carpenters	\$17.05	\$14.65	\$20.31
51-7021	Furniture Finishers	\$12.17	\$8.62	\$16.95
51-7041	Sawing Machine Setters, Operators, & Tenders, Wood	\$11.70	\$10.29	\$16.22
51-7042	Woodworking Machine Setters, Operators, & Tenders, Except Sawing	\$16.04	\$13.72	\$18.03
51-8013	Power Plant Operators	\$32.97	\$25.73	\$38.83
51-8021	Stationary Engineers & Boiler Operators	\$24.86	\$21.99	\$28.75
51-8031	Water & Wastewater Treatment Plant & System Operators	\$22.45	\$20.03	\$26.49
51-8091	Chemical Plant & System Operators	\$21.26	\$19.67	\$22.85
51-9011	Chemical Equipment Operators & Tenders	\$19.05	\$14.25	\$22.06
51-9021	Crushing, Grinding, & Polishing Machine Setters & Operators	\$12.81	\$11.05	\$14.71
51-9022	Grinding & Polishing Workers, Hand	\$13.42	\$10.59	\$16.35
51-9023	Mixing & Blending Machine Setters, Operators, & Tenders	\$15.61	\$13.41	\$18.38
51-9032	Cutting & Slicing Machine Setters, Operators, & Tenders	\$15.38	\$11.78	\$17.44
51-9041	Extruding, Forming, & Compacting Machine Setters & Operators	\$17.01	\$14.55	\$19.78
51-9061	Inspectors, Testers, Sorters, Samplers, & Weighers	\$14.47	\$11.27	\$18.08
51-9071	Jewelers & Precious Stone & Metal Workers	\$15.56	\$11.60	\$22.16

Code	Occupation	Median	Entry	Experienced
51-9081	Dental Laboratory Technicians	\$16.76	\$13.52	\$22.38
51-9082	Medical Appliance Technicians	\$16.53	\$14.91	\$18.14
51-9083	Ophthalmic Laboratory Technicians	\$12.80	\$10.93	\$14.52
51-9111	Packaging & Filling Machine Operators & Tenders	\$10.69	\$8.81	\$14.63
51-9121	Coating, Painting, & Spraying Machine Setters, Operators, & Tenders	\$13.07	\$9.59	\$16.01
51-9122	Painters, Transportation Equipment	\$17.58	\$15.33	\$21.58
51-9123	Painting, Coating, & Decorating Workers	\$10.79	\$9.95	\$11.64
51-9151	Photographic Process Workers & Processing Machine Operators	\$10.80	\$8.81	\$13.72
51-9192	Cleaning, Washing, & Metal Pickling Equipment Operators & Tenders	\$10.05	\$8.79	\$11.37
51-9194	Etchers & Engravers	\$14.03	\$12.79	\$16.81
51-9195	Molders, Shapers, & Casters, Except Metal & Plastic	\$14.88	\$11.75	\$17.65
51-9196	Paper Goods Machine Setters, Operators, & Tenders	\$13.81	\$11.98	\$16.92
51-9198	Helpers--Production Workers	\$8.81	\$8.16	\$9.85
51-9399	Production Workers, All Other*	\$11.18	\$9.18	\$15.38
53-0000	Transportation & Material Moving Occupations	\$14.24	\$9.89	\$19.55
53-1021	First-Line Supervisors of Helpers, Laborers, & Material Movers, Hand	\$22.67	\$18.76	\$28.41
53-1031	First-Line Supervisors of Transportation & Vehicle Operators	\$28.37	\$21.55	\$35.61
53-3011	Ambulance Drivers & Attendants, Except EMT's	\$10.91	\$9.70	\$13.09
53-3021	Bus Drivers, Transit & Intercity	\$13.95	\$10.90	\$17.33
53-3022	Bus Drivers, School or Special Client	\$15.62	\$13.02	\$17.47
53-3031	Driver/Sales Workers	\$9.17	\$8.32	\$14.27
53-3032	Heavy & Tractor-Trailer Truck Drivers	\$19.95	\$16.92	\$23.32
53-3033	Light Truck or Delivery Services Drivers	\$14.72	\$11.18	\$24.09
53-3041	Taxi Drivers & Chauffeurs	\$10.27	\$8.78	\$12.84
53-3099	Motor Vehicle Operators, All Other	\$26.16	\$24.26	\$28.04
53-5011	Sailors & Marine Oilers	\$10.90	\$8.72	\$20.09
53-5021	Captains, Mates, & Pilots of Water Vessels	\$35.94	\$24.62	#
53-6021	Parking Lot Attendants	\$10.05	\$8.80	\$11.47
53-6031	Automotive & Watercraft Service Attendants	\$10.74	\$8.86	\$13.52
53-6061	Transportation Attendants, Except Flight Attendants	\$11.14	\$9.48	\$13.92
53-7021	Crane & Tower Operators	\$18.90	\$15.67	\$26.56
53-7032	Excavating & Loading Machine & Dragline Operators	\$20.48	\$17.24	\$26.33
53-7051	Industrial Truck & Tractor Operators	\$16.57	\$12.08	\$20.77
53-7061	Cleaners of Vehicles & Equipment	\$10.50	\$9.20	\$11.77
53-7062	Laborers & Freight, Stock, & Material Movers, Hand	\$13.22	\$10.21	\$16.97
53-7063	Machine Feeders & Offbearers	\$12.19	\$9.36	\$16.59
53-7064	Packers & Packagers, Hand	\$9.08	\$8.32	\$11.07
53-7081	Refuse & Recyclable Material Collectors	\$17.84	\$15.99	\$20.59
53-7199	Material Moving Workers, All Other	\$14.13	\$12.66	\$17.82

Indicates a wage greater than \$90.00 per hour or \$187,200 per year.

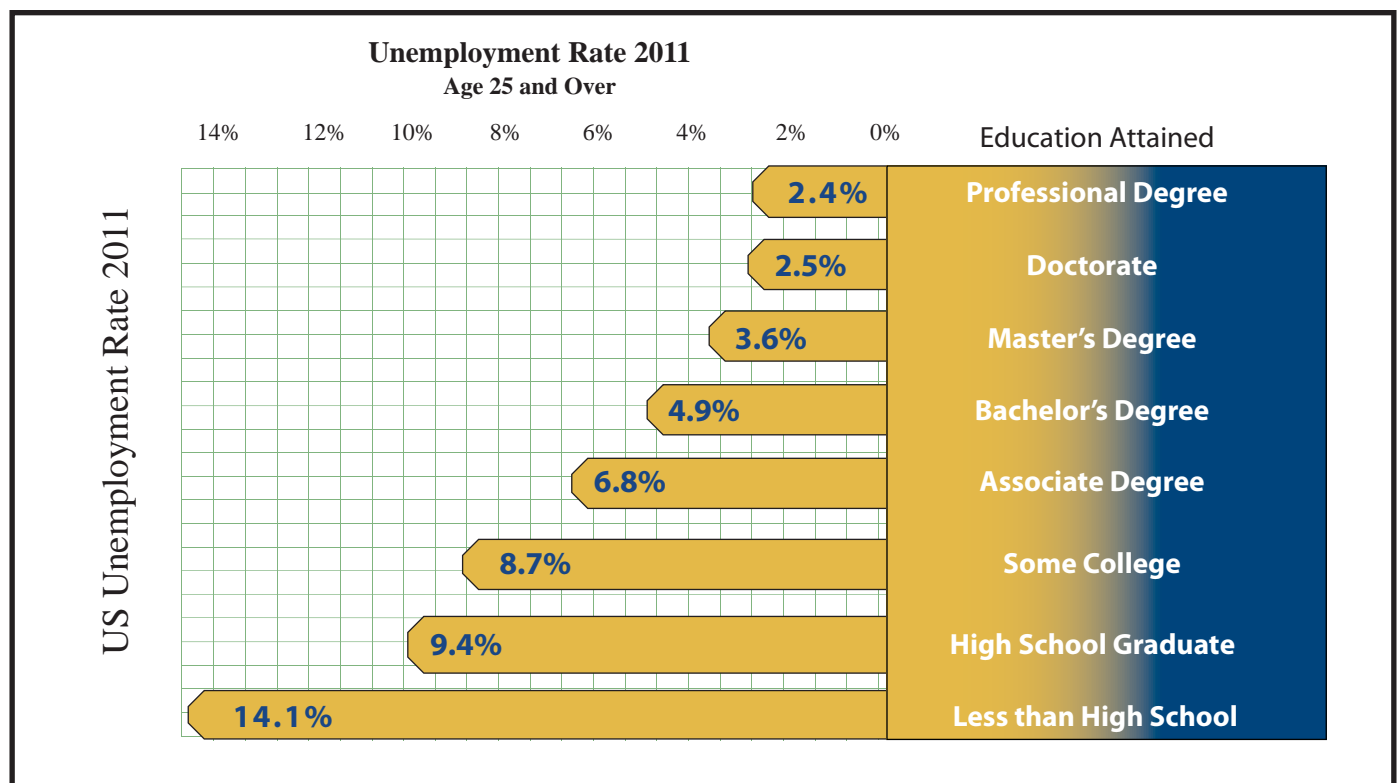
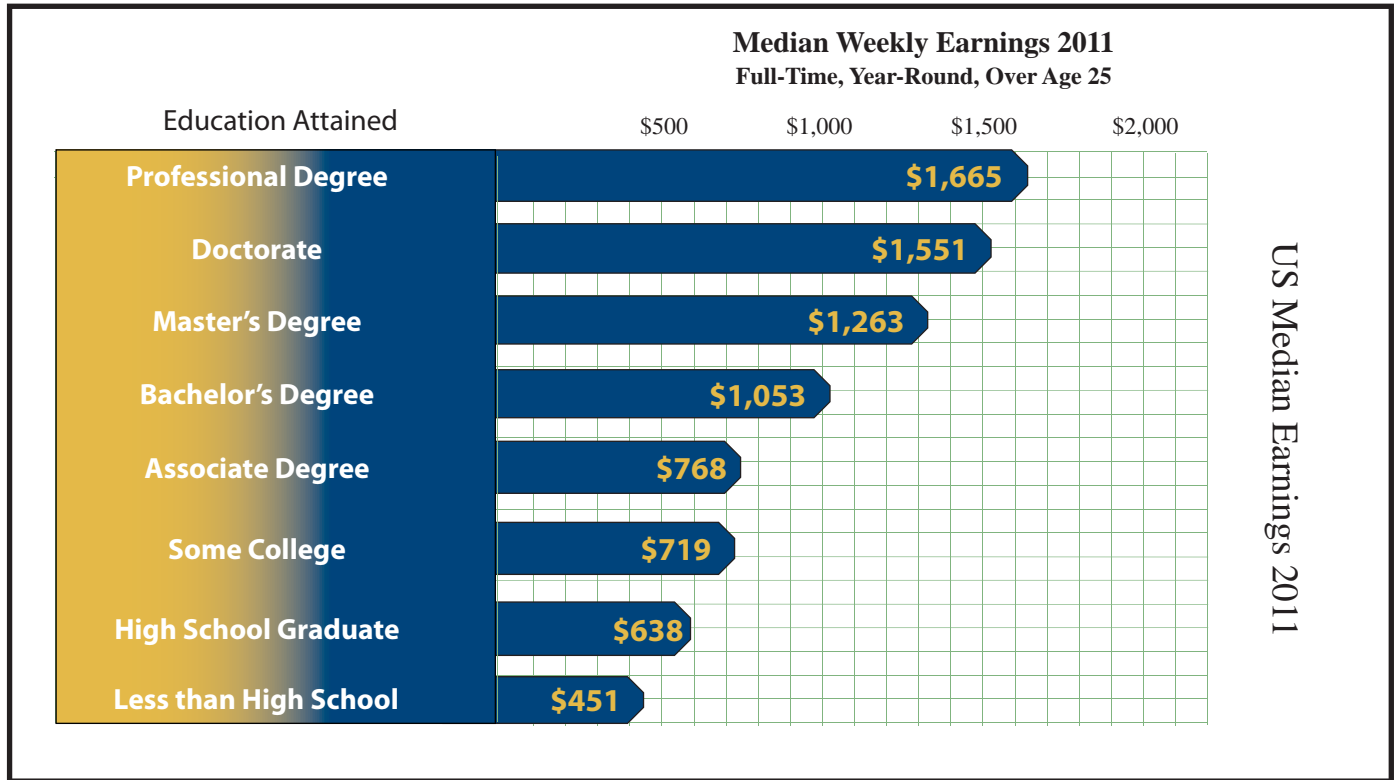
* Indicates an occupation that was redefined in the 2010 SOC revision.

Top Paying Occupations by Education and Training Requirement

Master's Degree	Occupational Title	Median	Entry	Experienced
	Education Administrators, Elementary & Secondary	\$97,330	\$82,300	\$112,970
	Education Administrators, Postsecondary	\$95,740	\$77,050	\$134,550
	Speech-Language Pathologists	\$77,440	\$65,500	\$89,480
	Statisticians	\$71,740	\$62,630	\$83,250
	Occupational Therapists	\$70,940	\$60,880	\$86,060
Bachelor's Degree	Occupational Title	Median	Entry	Experienced
	Software Developers, Systems Software	\$95,440	\$73,580	\$115,920
	Medical & Health Services Managers	\$95,340	\$80,850	\$120,390
	Software Developers, Applications	\$94,990	\$76,720	\$113,280
	Sales Engineers	\$93,640	\$78,440	\$121,750
	Industrial Production Managers	\$93,470	\$81,690	\$116,540
Associate's Degree	Occupational Title	Median	Entry	Experienced
	Nuclear Medicine Technologists	\$85,240	\$76,310	\$93,910
	Radiation Therapists	\$76,120	\$68,160	\$104,180
	Diagnostic Medical Sonographers	\$74,260	\$66,650	\$85,660
	Registered Nurses	\$71,750	\$61,420	\$84,410
	Dental Hygienists	\$70,620	\$65,100	\$76,360
Postsecondary Non-Degree	Occupational Title	Median	Entry	Experienced
	Electrical & Electronics Repair: Powerhouse, Substation & Relay	\$81,620	\$62,760	\$88,700
	First-Line Supervisors of Fire & Prevention Workers	\$66,210	\$56,420	\$76,250
	Telecommunications Equipment Installers & Repairers	\$65,280	\$56,420	\$72,340
	First-Line Supervisors of Production Workers	\$58,740	\$46,830	\$70,680
	Licensed Practical & Licensed Vocational Nurses	\$52,390	\$45,770	\$58,320
High School Diploma	Occupational Title	Median	Entry	Experienced
	Administrative Services Managers	\$97,610	\$80,900	\$124,870
	Transportation, Storage, & Distribution Managers	\$87,190	\$66,350	\$110,300
	First-Line Supervisors of Non-Retail Sales Workers	\$83,590	\$61,750	\$114,560
	Lodging Managers	\$80,140	\$54,920	\$91,960
	Property, Real Estate, & Community Association Managers	\$78,840	\$57,130	\$109,160
Less Than High School	Occupational Title	Median	Entry	Experienced
	Carpet Installers	\$60,520	\$29,500	\$67,620
	Tile & Marble Setters	\$52,360	\$39,100	\$64,460
	Tapers	\$43,840	\$36,000	\$60,150
	Excavating & Loading Machine Operators	\$42,600	\$35,860	\$54,760
	Cement Masons & Concrete Finishers	\$42,010	\$34,950	\$47,920

Wages & Unemployment Rates by Educational Attainment

Higher levels of education correspond to higher earning and lower levels of unemployment. The chart below shows the relationship between educational attainment, average annual earnings and unemployment rate. Source: Bureau of Labor Statistics, Current Population Survey.





 **RI Department of
Labor and Training
Labor Market Information**



A publication of the Labor Market Information Unit

RI Department of Labor and Training, 1511 Pontiac Ave., Cranston, RI 02920 www.dlt.ri.gov TTY via RI Relay 711

Equal Opportunity Employer. Auxiliary aids and services are available upon request to individuals with disabilities