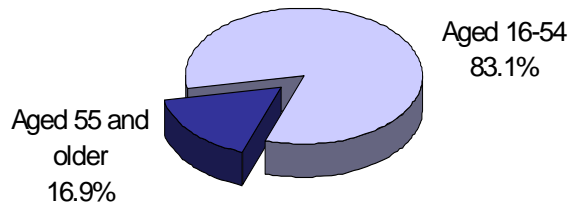


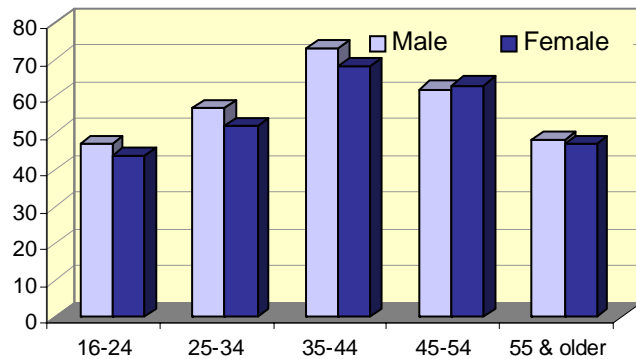
## Rhode Island Civilian Labor Force

Civilian Labor Force by Age  
Rhode Island, 2004



- In 2004, out of a Rhode Island civilian labor force of 562,000 (those aged 16 and older) who were either working or actively seeking employment, 16.9%, or 95,000, were aged 55 and older.


Civilian Labor Force  
by Sex and Age, Rhode Island, 2004  
(in thousands)



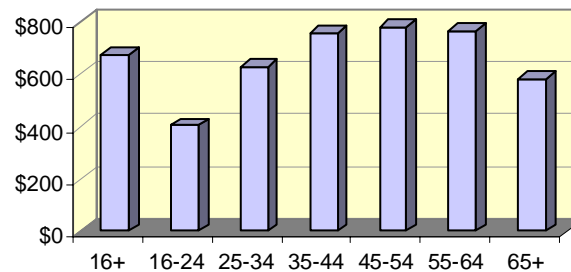
- In Rhode Island, men (50.5%) and women (49.5%) comprised nearly equal percentages of the labor force aged 55 and older.
- Nationally, men accounted for 53.6% of the labor force aged 55 and older, while 46.4% were women.

## National Weekly Earnings

- Median weekly earnings in the United States were greatest, on average, for the 45-54 age bracket at \$782, followed by workers aged 55-64 at \$765.
- The median weekly earnings for workers 65 and older were \$581.
- The national median weekly earnings for all workers aged 16 and older were \$675 in the third quarter of 2006.



Median Weekly Earnings by Age  
United States, Third Quarter, 2006



Source: US Department of Labor, Bureau of Labor Statistics, Current Population Survey



Adelita S. Orefice  
Director

Rhode Island Department of Labor & Training  
Labor Market Information Unit  
1511 Pontiac Ave.  
Cranston, RI 02920  
401-462-8740  
www.dlt.ri.gov/lmi  
lmi@dlt.state.ri.us

DLT is an Equal Opportunity Employer/Program. Auxiliary aids & services are available upon request to individuals with disabilities.  
TDD: (401) 462-8006

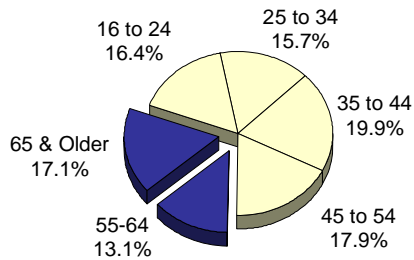
Published February 2007

## Rhode Island's Older Workforce



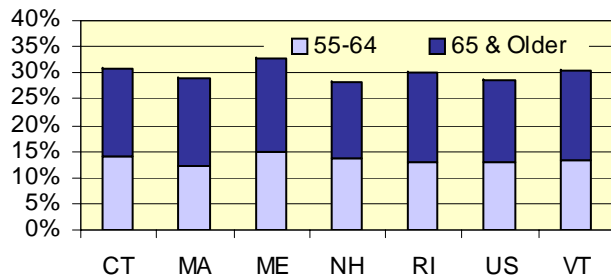
*As the labor market tightens, a rising demand for workers could present opportunities for older workers. Many employers recognize this human resource rich in experience, productivity, dedication and maturity.*

## Rhode Island's Working Age Population, 2004



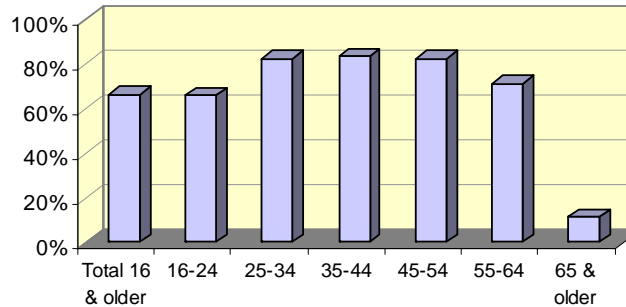
- Of Rhode Island's 848,000 working age residents, approximately 256,000 (30.2%) were aged 55 and older in 2004.
- Rhode Island had a larger percentage of working age residents aged 55-64 (13.1%) than the national average (12.9%).
- Among the working age population, the percentage of RI residents aged 55-64 increased from 10.8% in 2000 to 13.1% in 2004.
- Of the New England states, Maine (14.7%) had the highest percentage of the working age population aged 55-64, while Massachusetts (12.1%) had the lowest. Rhode Island (13.1%) ranked fifth in New England.

## Percent of Working Age Population Aged 55 and Older United States and New England, 2004



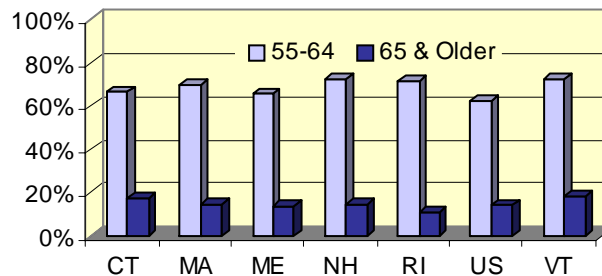
- In 2004, the total labor force participation rate for the state was 66.4 percent. In comparison, the labor force participation rate for those aged 55+ was 37.1%. However, it should be noted that the labor force participation rate for the 55-64 age group (71.4%) was considerably higher than the state average, while the labor force participation rate for 65+ was 11.1%.

## Labor Force Participation Rates by Age, Rhode Island, 2004



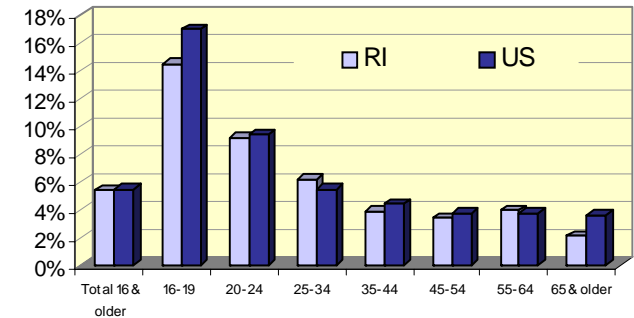
- Men (42.1%) aged 55 and older were more likely to be participating in the labor force than women (33.1%).

## Aged 55 and Older Labor Force Participation Rates, United States and New England, 2004



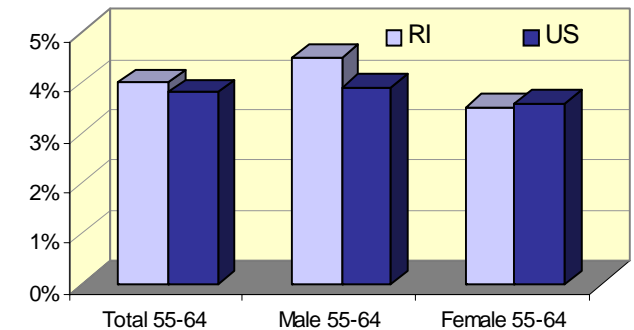
- Nationally, the labor force participation rate for those aged 55-64 was 62.3%, 9.1 percentage points lower than Rhode Island (71.4%). In New England, Vermont (72.7%) had the highest participation rate for those aged 55-64.

## Unemployment Rates by Age United States and Rhode Island, 2004



- In 2004, the unemployment rate for the 55 to 64 age group (4.0%) was 1.4 percentage points lower than the 5.4% state average (16 and older age group). The unemployment rate for the 65+ age group was 2.1%.
- Nationally, the unemployment rate for workers aged 16 and older was 5.5%. Workers aged 55 to 64 had an unemployment rate of 3.8%, while those aged 65 and older had an unemployment rate of 3.6%.

## Unemployment Rates by Sex and Age United States and Rhode Island, 2004



- Both nationally and in Rhode Island, men in the 55-64 age group were more likely to be unemployed than women in the same age group.